

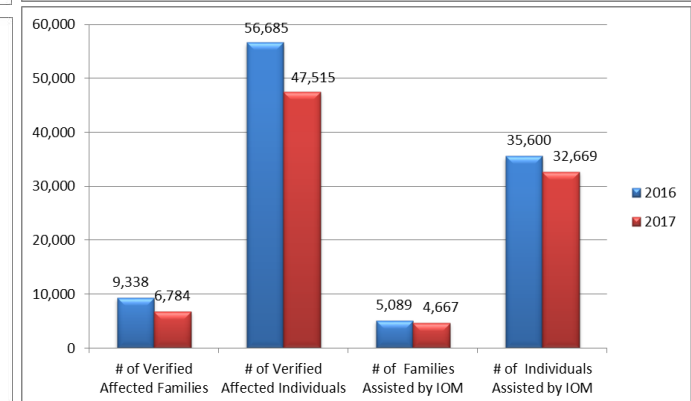
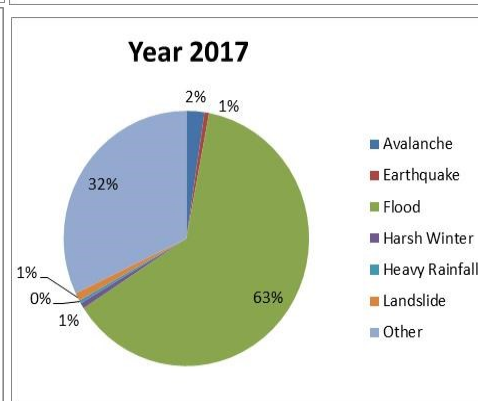
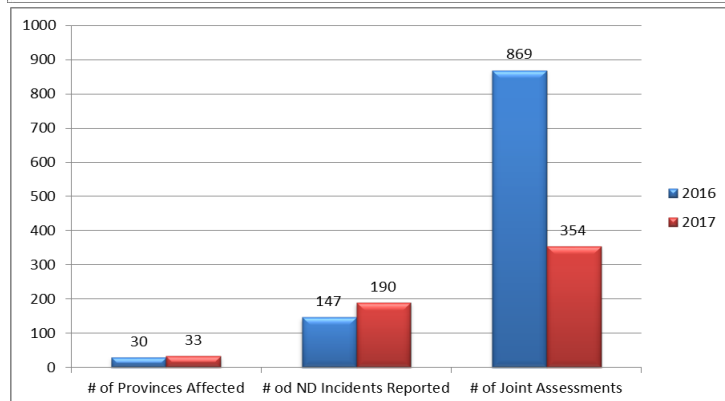
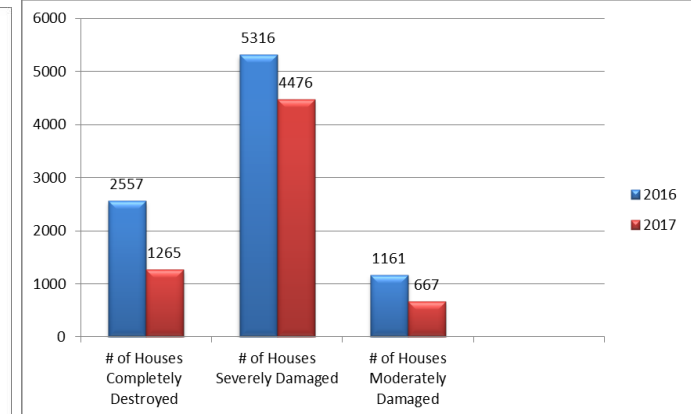
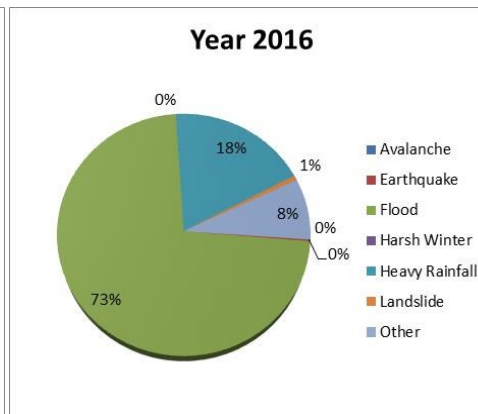
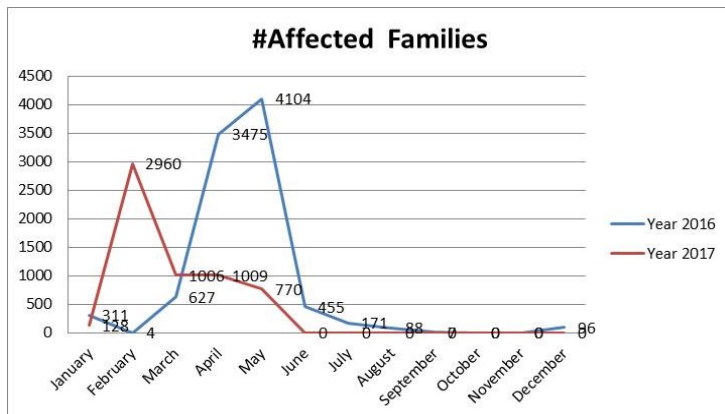


Period:	Week Starting Date	Week Ending Date
	21-Jun-17	27-Jun-17
Submission Date:	28-Jun-17	

Cumulative Highlights 01 January to 27 June 2017

# of Provinces Affected	# of ND incidents Reported	# of Joint Assessments	# of Reported Affected Families	# of Reported Affected Individuals	# of Houses Completely Destroyed	# of Houses Severely Damaged	# of Houses Moderately Damaged	# of Individuals Deaths	# of Individuals Injured	# of Verified Affected Families	# of Verified Affected Individuals	# of Families Assisted by IOM	# of Individuals Assisted by IOM
33	190	354	13,462	94,234	1,265	4,476	667	228	190	6784	47,515	4,667	32,669

2016 vs 2017 Analysis



Weekly Highlights 21 June to 27 June 2017

# of Provinces Affected	# of ND incidents Reported	# of Joint Assessments	# of Reported Affected Families	# of Reported Affected Individuals	# of Houses Completely Destroyed	# of Houses Severely Damaged	# of Houses Moderately Damaged	# of Individuals Deaths	# of Individuals Injured	# of Verified Affected Families	# of Verified Affected Individuals	# of Families Assisted by IOM	# of Individuals Assisted by IOM
0	0	0	0	0	0	0	0	0	0	0	0	0	0

Natural Disasters, Coordination and DRR activity UPDATE: 21 June - 27 June, 2017

Natural Disaster Update:

Two earthquake incidents were reported during the week. A 4.4M earthquake was recorded on 25th June and another 5.4M with the depth of 204km earthquake was recorded on 26th June. The epicenter for later one on 26 June was Keran Wa Manjan district of Badakhshan. So far no damages reported, the district is controlled by AGEs and is inaccessible due to insecurity concerns. A BHC clinic in the district center operated by AKDN is contacted, no damages reported so far.

The supplier for the delivery of NFIs, emergency shelter and family tents is selected and soon all the 24 warehouses country wide will be replenished with the new stocks enhancing preparedness.

DRR Activity Update:

The selection of the communities for community based disaster risk management (CBDRM) is initiated in central region. In consultation with provincial ANDMAs, the list of potential disaster prone communities will be selected for CBDRM activities. In total, 16 communities will be targeted for this activity in selected provinces following consultation with ANDMA.

ND Incident Summary Sheet 21 June - 27 June, 2017

Date of Incident	Date of Assessment	Location		Type of Incident	# of ND Affected Families		# of ND-Induced IDP		Partner Agencies Involved in Assessment
		Province	District		Families	Individual	Families	Individual	
Nil									
Total									

Stock Update Countrywide 13 June 2017)

Region	Warehouse	Winter Kit	Family Revitalisation Kit	Emergency Shelter Kit	Tarpaulin	Blanket Module	Household Module	Winter Clothing Module	Solar Module
Central	Kabul	1	0	483	0	608	371	24	2,289
	Logar	0	0	272	0	0	0	4	0
Sub Total		1	0	755	0	608	371	28	2,289
Central Highland	Bamyan Centre	0	0	544	0	511	168	363	394
	Daikundi-Nilli	0	0	272	33	1,042	398	638	495
	Lal Wa Sare Jungle	0	0	224	0	545	321	204	187
Sub Total		0	0	1,040	33	2,098	887	1,205	1,076
Northeast	Badakshan-Faizabad	12	1	25	0	1,432	26	1,027	658
	BDK-Ishkashim-FOCUS	38	0	0	0	0	0	0	0
	BDK-Wakhan-FOCUS	0	0	0	0	100	0	89	0
	BDK-Sheghnan-FOCUS	0	0	0	0	89	0	0	0
	BDK-Shukai-FOCUS	75	0	0	0	0	0	0	0
	BDK-Nussai-FOCUS	85	0	0	0	0	0	0	0
	BDK-Maymai-FOCUS	100	0	0	0	0	0	0	0
	Badakshan-Ishkashim	500	0	0	0	0	0	0	0
Takhar-Taloqan	0	0	56	0	32	260	0	182	
Sub Total		810	1	81	0	1,653	286	1,116	840
Southeast	Ghazni	0	0	139	0	196	3	73	15
	Paktia-Gardez	0	0	378	0	1,395	568	466	340
Sub Total		0	0	517	0	1,591	571	539	355
West	Herat	16	1	239	601	426	212	6	616
	Ghor-Chaghcharan	0	55	0	0	22	0	22	0
	Farah	0	0	168	0	14	64	100	100
	Badgish	0	5	105	0	65	15	33	82
Sub Total		16	61	512	601	527	291	161	798
East	Jalalabad	245	2	830	796	1,231	906	114	1,011
Sub Total		245	2	830	796	1,231	906	114	1,011
North	Mazar	0	8	493	22	78	110	124	183
	Faryab	0	59	278	0	476	198	0	0
Sub Total		0	67	771	22	554	308	124	183
South	Helmand	0	0	100		121	121	71	100
	Nimruz	0	0	13	0	0	0	5	0
	Kandahar	0	0	318	67	506	418	266	325
Sub Total		0	0	431	67	627	539	342	425
Grand Total		1,072	131	4,937	1,519	8,889	4,159	3,629	6,977