

Updated 7 February 2017

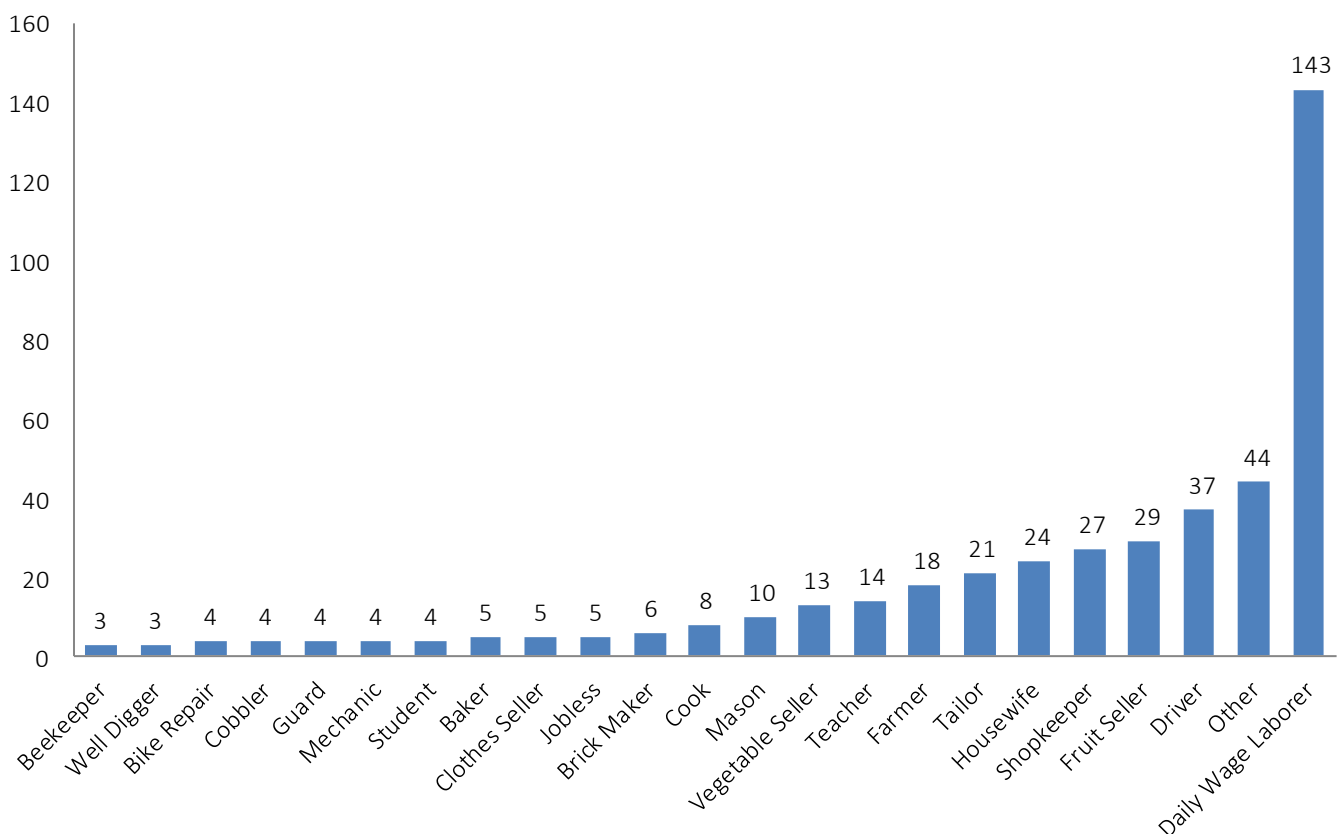
Since the beginning of 2016, over 250,000 undocumented Afghans have returned from Pakistan. Many of those returning have lived outside of Afghanistan for decades, and will need support from the government and humanitarian actors both on arrival and as they seek to reintegrate into a country already struggling with widespread conflict and displacement.

To better understand the livelihood conditions, socio-economic and reintegration needs of undocumented Afghan returnees from Pakistan, IOM has been conducting socio-economic surveys using randomized sampling at the Torkham border in Nangarhar. It takes between 15-20 minutes for each household (HH) to complete the survey.

From 2 November 2016 through 7 February 2017, a total of 435 heads of household were interviewed at Zero Point and IOM's Transit Center near the border. The results of those interviews are analyzed in the following report.

Question 1: What was your occupation in Pakistan?

Thirty-three per cent (143 HH) of the heads of household interviewed said they had been working as daily wage laborers* in Pakistan, followed by miscellaneous other occupations (10%, 44 HH), drivers (9%, 37 HH) and fruit sellers (7%, 27 HH).



*Daily wage labor includes different forms of unskilled, manual labor.

CONTACT US

IOM Kabul

✉ iomkabul@iom.int

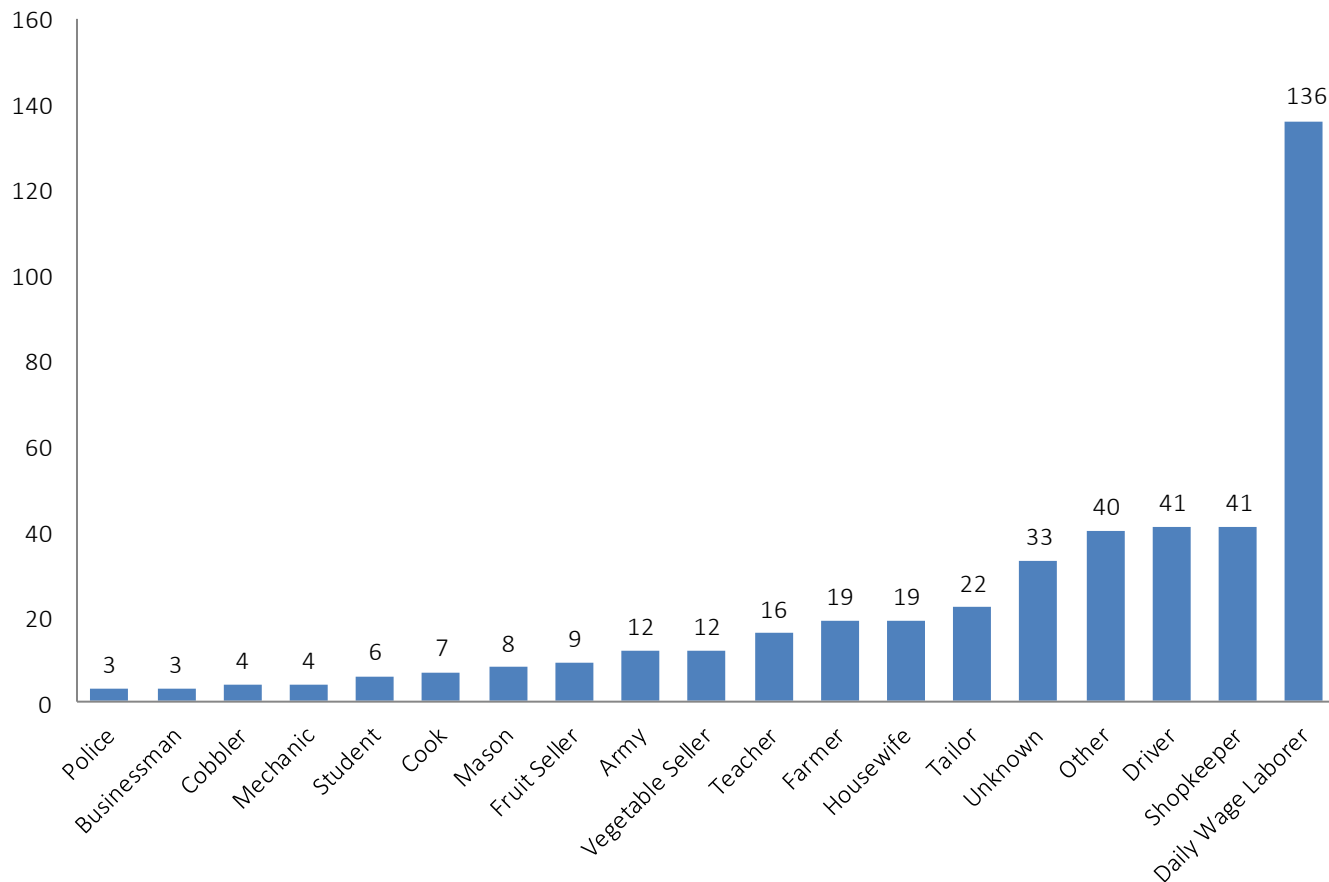
🌐 <http://afghanistan.iom.int>

[facebook.com/iomafghanistan](https://www.facebook.com/iomafghanistan)

twitter.com/iomafghanistan

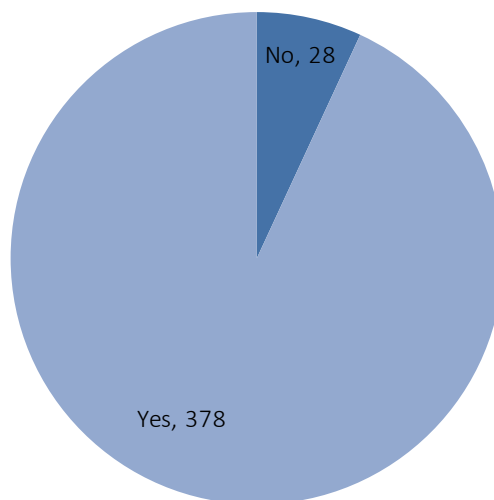
Question 2: What are your job plans when you return to Afghanistan?

Most of the heads of household surveyed (31%, 136 HH) intend to look for daily wage labor once they settled in their final destination. Others intend to work as drivers and shopkeepers (9%, 41 HH).



Question 3: Have you done this job previously?

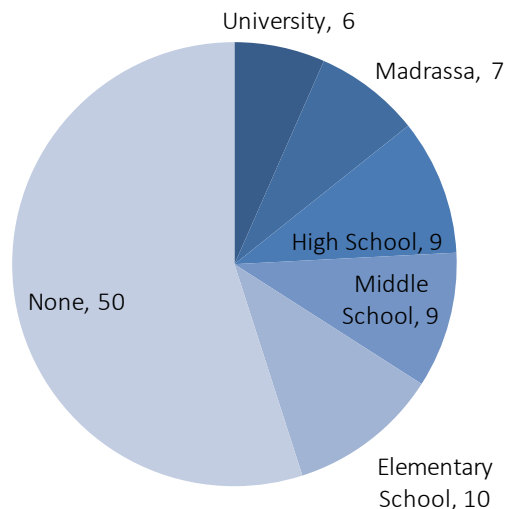
Ninety-three per cent (378 HH) of the heads of family interviewed had previously done the type of work that they intended to seek out in Afghanistan.



Question 4: What is your highest level of education?

Note: This question was added to the survey on 20 January 2017 and covers 91 families through 7 February 2017.

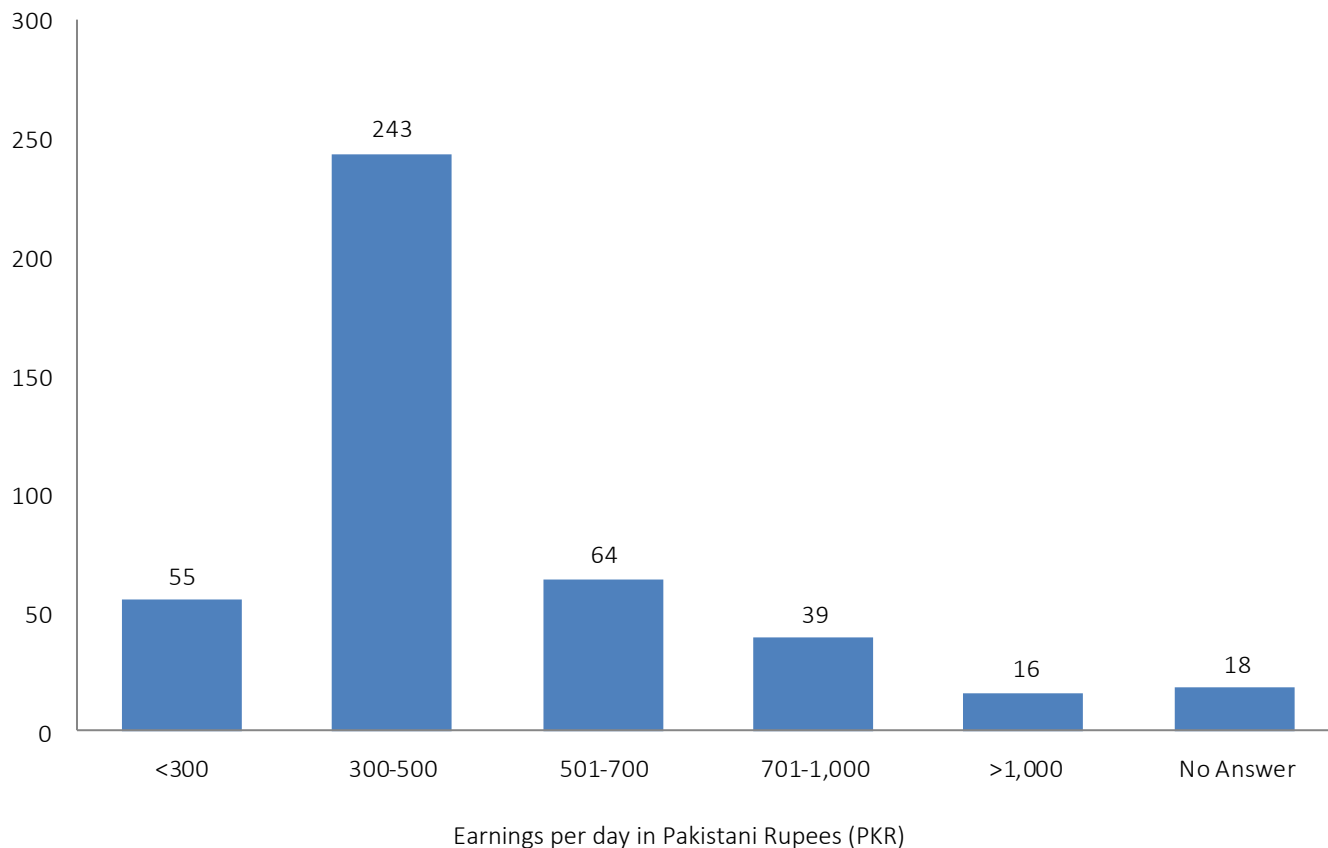
Fifty-nine per cent (50 HH) of the heads of household interviewed said they had no formal education, followed by Elementary School-level education (11%, 10 HH) and High School and Middle School-level education (10%, 9 HH).



Question 5: How much money did you earn per day in Pakistan?

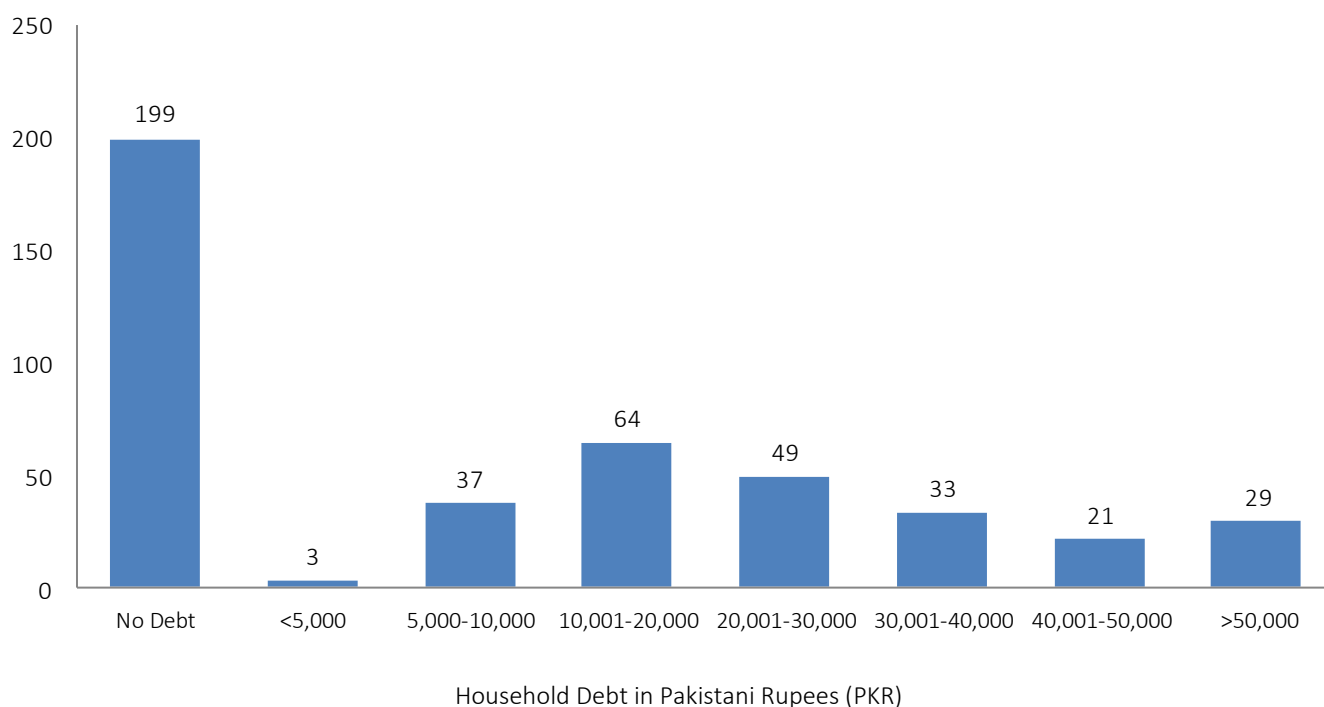
(1 USD= 105 PKR)

Fifty-six per cent of the interviewed households (243 HH) reported earning between 300-500 Pakistani Rupees (PKR) per day, followed by 15% (64 HH) earning between 501-700 PKR/day and 13% (55 HH) earning less than 300 PKR/day.



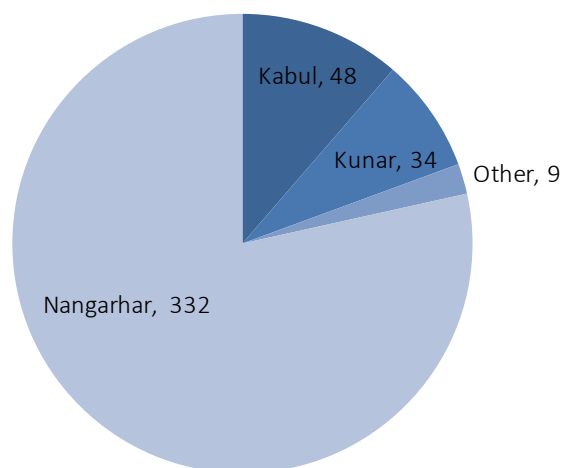
Question 6: How much debt do you currently have?

The majority of the heads of household interviewed (54%, 236 HH) reported at least some debt, mostly between 10,000-20,000 PKR. Forty-six per cent of households (199 HH) had no debt, while 7% (29 HH) had more than 50,000 PKR.



Question 7: Where do you plan to settle?

The substantial majority of the households surveyed (78%, 332 HH) plan to settle in Nangarhar province. Eleven per cent (48 HH) plan to settle in Kabul, while Kunar (8%, 34 HH) and various other provinces (2%, 9 HH) follow.



Question 8: If an appropriate job were available, would you allow your wife to work outside the house?

Sixty-two per cent of heads of household (270) responded yes, and 38% (165 HH) responded no.

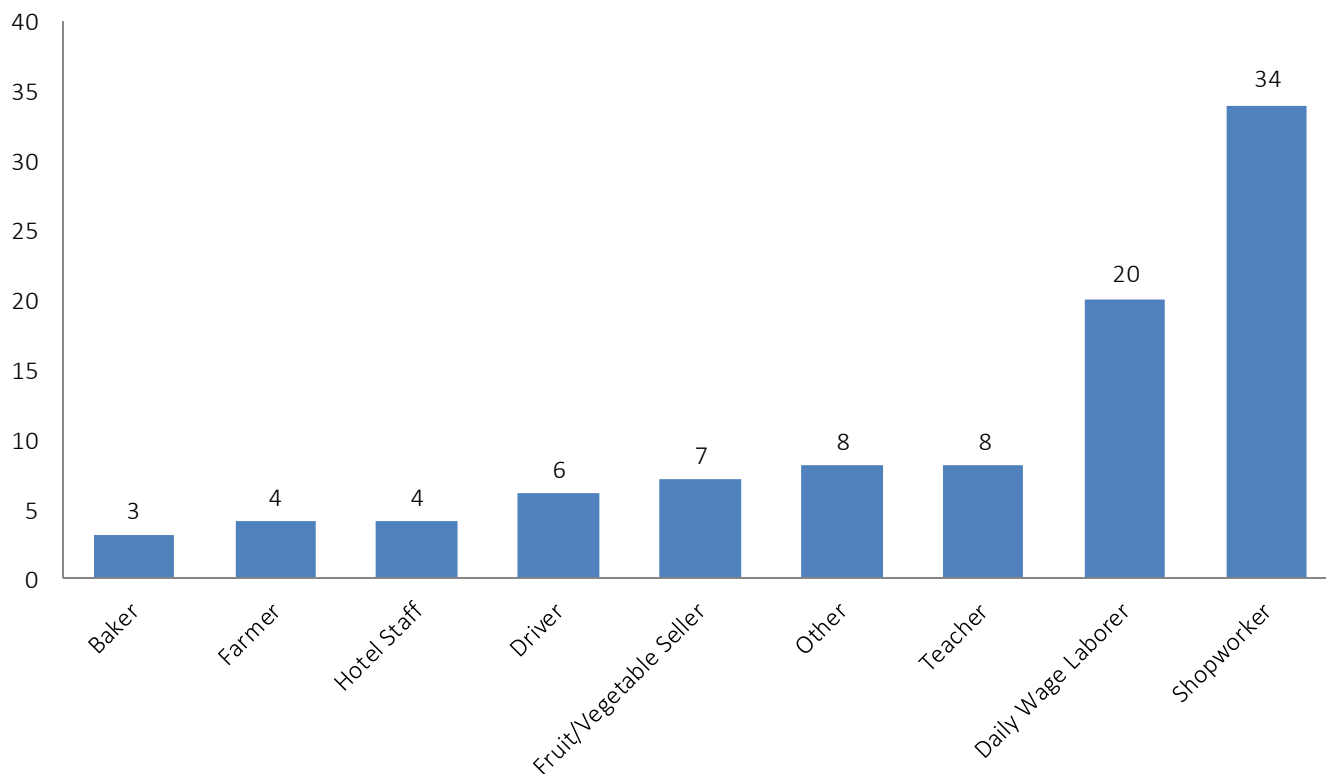
Question 9: Do any of your children (under 18) work outside the house?

Seventy-four per cent of households (323 households) responded no, and 26% (112 households) responded yes.

Question 10: If yes, what type of work do they do?

Note: This question was added to the survey on 20 January 2017 and covers 94 families through 7 February 2017.

The majority (36%, 34) of heads of household said their children were working in shops, followed by daily wage labor (21%, 20 HH).

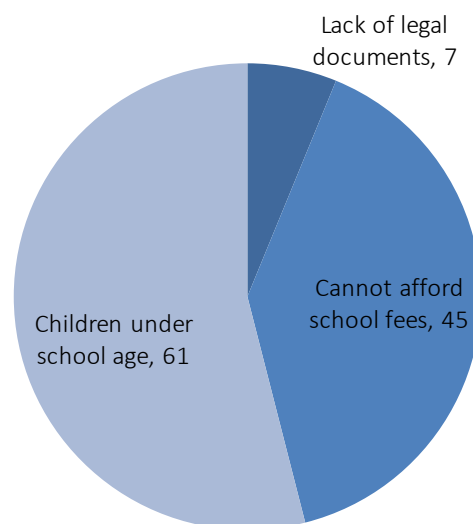


Question 11: Did your children go to school in Pakistan?

Sixty-seven per cent of heads of household (236 households) responded yes, and 33% (117 households) responded no.

Question 12: If not, why?

The main reason cited was children being under school age (54%, 61 households), followed by lack of money for school fees (40%, 45 households) and lack of legal documents (6%, 7 households).



Question 13: Do you plan to enroll your children in school when you reach your final destination?

Ninety-nine per cent (345 HH) of the households surveyed responded yes, while 1% (5 HH) responded no.

Question 14: Who will you ask for help with finding a job once you are settled?

Seventy-four per cent (251 HH) will seek assistance from relatives, while 19% (63 HH) will ask a village elder and 7% (14 HH) will ask a local Mullah.

Question 15: What assistance do you need the most?

The majority of heads of household surveyed (49%, 211 HH) indicated shelter as their primary need, followed by financial support (18%, 79 HH), help starting a business (10%, 44 HH) and land (7%, 31 HH).

