



Two young girls waiting for their families to finish loading IOM assistance onto their trucks to continue their journey at IOM in Kandahar @ IOM 2017

Highlights

1,985 undocumented Afghans returned from Pakistan

9,650 undocumented Afghans returned from Iran

79,822 total returns from Pakistan since 01 January 2017

206,318 total returns from Iran since 01 January 2017

96% of returnees from Pakistan (1,898 individuals) assisted

3.5% of returnees from Iran (342 individuals) assisted

Return from Pakistan

A total of **1,985** undocumented Afghans spontaneously returned or were deported from Pakistan through the Turkham (Nangarhar province) and Spin Boldak (Kandahar province) border crossings from July 30—Aug 5 according to the Border Monitoring Team of the Directorate of Refugees and Repatriation (DoRR).

Of the total returnees, 1,953 were spontaneous returnees and 32 were deported. This number is a **5% increase** compared to the previous week. The total number of undocumented Afghan returnees from Pakistan since 01 January 2017 is now 79,822. IOM provided post-arrival assistance to **96%** of undocumented Afghan returnees from Pakistan (1,898 individuals), including 1,675 individuals in poor families, 220 individuals in single parent families and 3 special cases. Additionally, IOM provided assistance to 9 individuals in 2 poor families who had returned between June 30 and July 3, at a time when the IOM Transit Center at Turkham remained closed for security reasons.



A bus full of returnees from Pakistan in front of IOM's Screening Center at Spin Boldak @ IOM 2017

Situation Overview

IOM is responding to a substantial increase in the return of undocumented Afghans from Pakistan and Iran. Since 01 January 2017, over 286,000 undocumented Afghans have returned due to diverse push factors, including deteriorating protection space in Pakistan and Iran. This figure represents a significantly higher rate of return than in previous years. Most of those returning have lived outside of Afghanistan for decades, and will need support from the government and humanitarian actors both on arrival and as they seek to reintegrate.

As the rate of return is influenced by a number of political, security and other related factors both in Afghanistan and neighboring countries, another surge in returns could occur at any time. IOM estimates that approximately 500,000 undocumented Afghans could return from Pakistan and Iran in 2017, and is working to scale up its support to returnees in coordination with the Government of Afghanistan and other humanitarian partners.

CONTACT US

IOM Kabul

✉ iomkabul@iom.int

🌐 <http://afghanistan.iom.int>

[facebook.com/iomafghanistan](https://www.facebook.com/iomafghanistan)

twitter.com/iomafghanistan



Returns from Iran

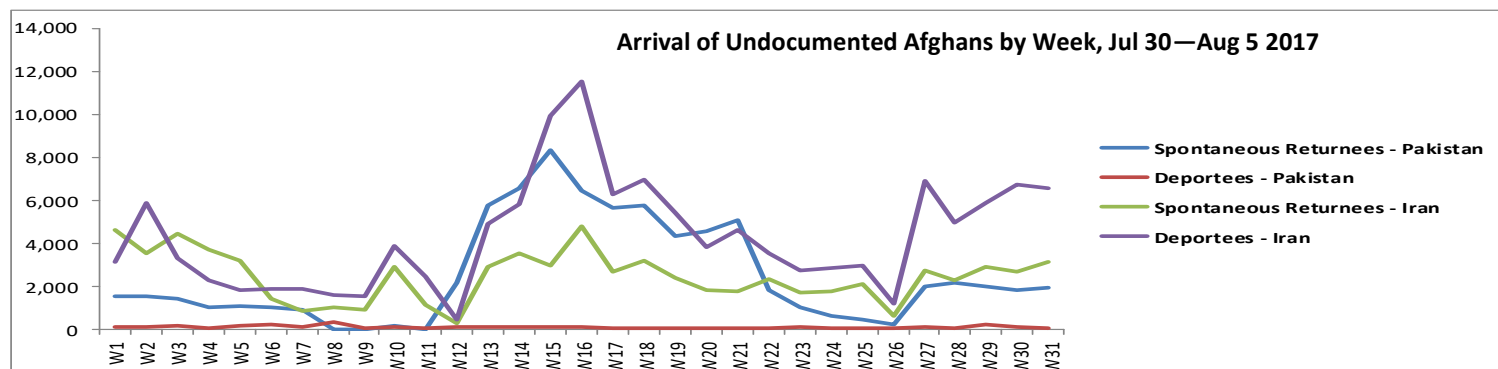
A total of **9,650** undocumented Afghans spontaneously returned or were deported from Iran through the Milak (Nimroz) border crossing between July 23-29 2017, **3% more** than in the previous week. The Islam Qala (Herat) border crossing remains closed to undocumented returnees, with only 2 cases spontaneously returning there last week. Of the total spontaneous returnees, 2,763 (89%) were individuals. Similarly, out of the total deportees, 571 (9%) were in family groups whereas 5,956 (91%) were individuals. This brings the total number of undocumented returnees from Iran since 01 January 2017 to 206,318. IOM provided post-arrival humanitarian assistance to **342 (3.5%)** undocumented Afghans deported from Iran at its Transit Center in Nimroz, including 10 special cases, 35 unaccompanied migrant children, 5 unaccompanied elderly, and 12 poor families.

Number of Undocumented Returnees in 2017 (Turkham, Spin Boldak, Islam Qala and Milak)

Date	Spontaneous Returnees				Deportees				Total Pakistan	Total Iran	Grand Total
	Turkham	Spin Boldak	Herat	Nimroz	Turkham	Spin Boldak	Herat	Nimroz			
Jan - Apr 17	28,022	16,132	17,077	27,945	1,316	482	7,183	58,967	45,952	111,172	157,124
May-17	18,111	1889	40	10,148	210	0	17	22,257	20,210	32,462	52,672
Jun-17	1,240	1861	34	6,909	136	63	7	10,680	3,300	17,630	20,930
01-08 July	1,104	957	2	2,865	90	0	0	7,138	2,151	10,005	12,156
09-15 July	1,172	982	1	2,273	23	0	1	4,963	2,177	7,238	9,415
16-22 July	846	1117	1	2,909	76	123	0	5,858	2,162	8,768	10,930
23-29 July	760*	1038	0	2,684	87	0	0	6,709	1,885	9,393	11,278
30 July- 5 Aug	905*	1048	2	3,121	32	0	0	6,527	1,985	9,650	11,635
Total	52,160	25,024	17,157	58,854	1,970	668	7,208	123,099	79,822	206,318	286,140

IOM Assisted Undocumented Afghans in 2017 (Turkham, Spin Boldak, Islam Qala and Milak)

Date	Spontaneous Returnees				Deportees				Total Pakistan	Total Iran	Grand Total
	Turkham	Spin Boldak	Herat	Nimroz	Turkham	Spin Boldak	Herat	Nimroz			
Jan - Apr 17	25,702	9,921	84	204	296	369	639	3881	36,288	4,808	41,096
May-17	17,892	1,452	19	153	52	0	13	1391	19,396	1,576	20,972
Jun-17	1,154	1,470	22	47	18	16	0	885	2,658	954	3,612
01-08 July	965	889	2	10	13	0	0	478	1,867	490	2,357
09-15 July	1,162	940	1	33	20	0	1	294	2,122	329	2,451
16-22 July	846	1,089	1	13	11	63	0	510	2,009	524	2,533
23-29 July	1,010*	951	0	37	13	0	0	335	1,974	372	2,346
30 July- 5 Aug	914*	990	2	15	3	0	0	325	1,907	342	2,249
Total	49,645	17,702	131	512	426	448	653	8,099	68,221	9,395	77,616



* IOM assisted more returnees than actually arrived as these additional cases had arrived between Jun 30—Jul 3 2017, a time when the IOM Transit Center at Turkham was closed for security reasons. These additional cases therefore received their assistance retroactively.

Annex 1: Detailed Breakdown of Assistance Provided by Partners at Turkham and Spin Boldak BCP, Jul 30 - Aug 5 2017

Organization	Location	Type of Assistance	Families Assisted	Total Individual Assisted	Male	Female	Boys	Girls
WFP	Transit Center	Food Package	314	1876	145	191	269	309
WHO	Transit Center	Medical Services	56	114	9	39	26	40
	Transit Center	OPV Vaccination for children (>10 years)	0	56	0	0	24	32
	Transit Center	OPV Vaccination for children (<10 years)	0	21	0	0	5	16
	Transit Center	IPV Vaccination for children (4 m -5 years)	0	261	0	0	126	135
	Transit Center	Measle Vaccination for children (6 m -5 years)	0	214	0	0	102	112
UNICEF	Transit Center	Hygiene Kits	74	414	65	83	123	143
	Transit Center	Family Kit	93	500	80	108	146	166
	Transit Center	Hygiene Awareness Training	218	1315	214	316	384	401
	Transit Center	Child Friendly Space	0	382	0	0	166	216
	Transit Center	Nutrition services for children 6-59 months, and pregnant women and lactating mothers	0	205	0	12	94	99
UNFPA	Transit Center	Dignity kits	93	500	80	108	146	166
AADA/ UNFPA	Zero Point	Medical Services	0	517	138	216	82	81
	Zero Point	OPV Vaccination for children (<10 years)	0	669	0	0	0	0
	Zero Point	OPV Vaccination for children (>10 years)	0	0	0	0	0	0
	Zero Point	IPV Vaccination for children (<10 years)	0	247	0	0	116	131
	Zero Point	Measle Vaccination for children (<10 years)	0	249	0	0	110	139
	Zero Point	HIV/AIDS Awareness	0	770	191	158	271	150
AADA/ UNICEF	Zero Point	Nutrition services for children (6-59 months), pregnant women and lactating mothers	0	311	0	73	114	124
UNMAS- OMAR	Transit Center	Mine Risk Education	109	1649	286	318	649	436

Annex 2: Breakdown of Assistance Provided at all Border Crossings, July 30-Aug 5 2017

Categories	Turkham	Spin Boldak	Islam Qala	Milak	Total
Non-Food Item (NFI) Kits	167	174		51	392
Medical Care	114	115			229
Tuberculosis Screening	917	990		340	2247
Overnight Accommodation	3	666		850	1519
Total	1201	1945	0	1241	4387

Annex 3: Transportation Cash Grant at Kandahar Transit Center, July 30-Aug 5 2017

No. of Families	No. of Individuals	Province of Final Destination	Transportation Grant (Per Person)	Total (USD)
5	37	Baghlan	\$40	1,480
3	23	Balkh	\$40	920
2	11	Faryab	\$50	550
2	10	Ghazni	\$35	350
10	84	Helmand	\$40	3,360
80	470	Jawzjan	\$50	23,500
3	18	Kabul	\$30	540
22	171	Kandahar	\$30	5,130
9	57	Kunduz	\$50	2,850
2	9	Nangarhar	\$40	360
7	49	SarePul	\$50	2,450
3	24	Takhar	\$50	1,200
3	27	Zabul	\$40	1,080
151	990	Total	Total	43,770

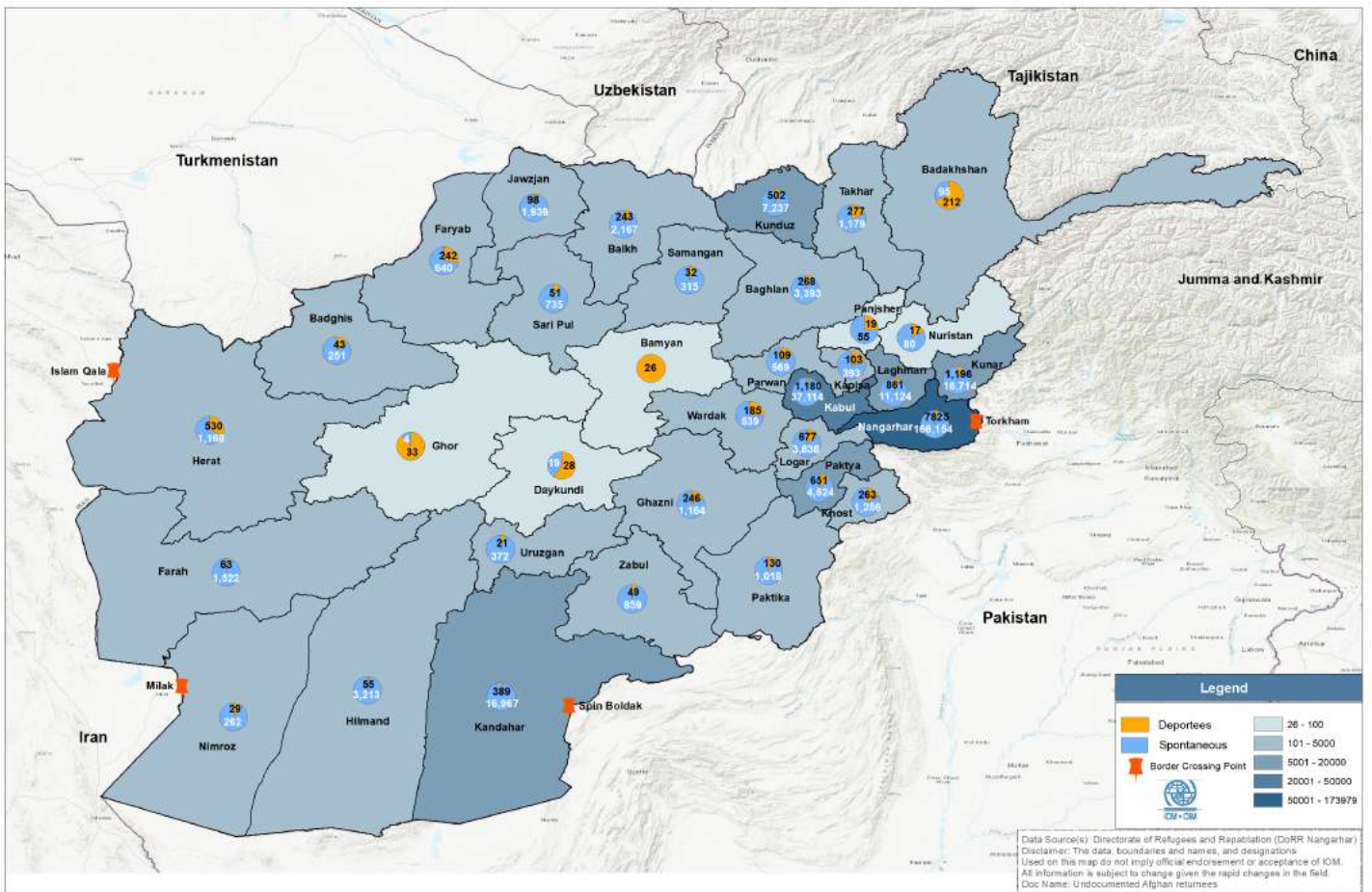


A young female returnee, originally from Kunduz, is waiting at IOM's Kandahar TC with her family for IOM assistance © IOM 2017

Annex 4: Transportation Cash Grant at Turkham Transit Center, July 30-Aug 5 2017


No. of Families	No. of Individuals	Province of Final Destination	Transportation Grant (Per Person)	Total (USD)
4	17	Balkh	\$50	850
24	108	Kabul	\$30	3,240
11	69	Khost	\$36	2,484
4	22	Kunduz	\$50	1,100
5	39	Kunar	\$30	1,170
3	14	Laghman	\$30	420
2	11	Logar	\$36	396
102	556	Nangarhar	\$25	13,900
6	38	Paktya	\$36	1,368
5	30	Paktika	\$36	1,080
1	10	Parwan	\$36	360
167	914	-	-	26,368

AFGHANISTAN Final Destination of Undocumented Afghan Returnees and Deportees from Pakistan Jan 2016–31st July 2017



A group of Afghan refugee children from Iran, at IOM's Transit Center in Zaranj City, Nimroz Province @ IOM 2017

IOM Afghanistan's Returnee Response is generously supported by:



From the People of Japan



Humanitarian Aid



Australian Government
Department of Foreign Affairs and Trade