

BORDER CONSORTIUM

PAKISTANI BORDER OPERATIONS

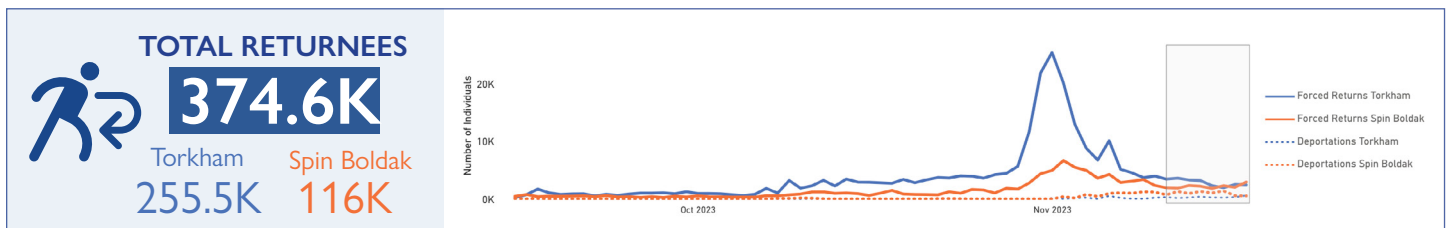
12 - 18 NOVEMBER 2023



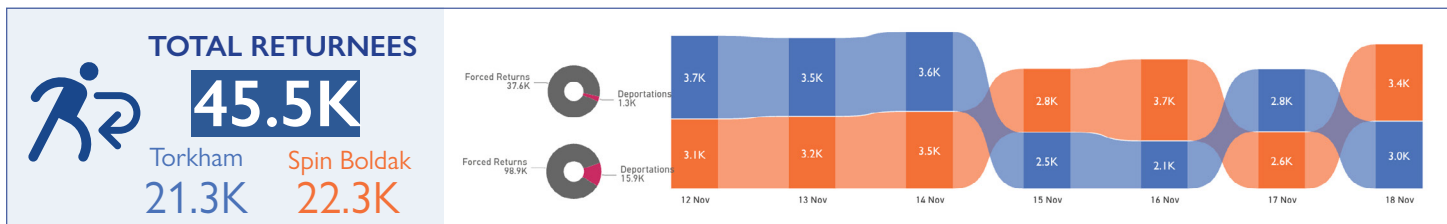
An IOM staff provides health screening to an elderly man at the Spin Boldak border point. Photo: IOM/Osman Azizi 2023

RETURNEE INFLOW FROM PAKISTAN

15 SEP - 18 NOV 2023



12 NOV - 18 NOV 2023



Since 15 September, there has been a notable surge in the number of returnees to Afghanistan, taking place primarily through the Torkham and Spin Boldak border crossings. The announcement on 3 October by Pakistan's national Apex Committee of the plan¹ to repatriate over a million foreigners without valid documents, mostly Afghans triggered a consistent and steep increase in the number of undocumented and ACC-Card holders crossing the border points. This culminated at the beginning of November in line with the ultimatum of 1 November given to illegal foreigners residing in Pakistan by Pakistan's Minister of Interior.

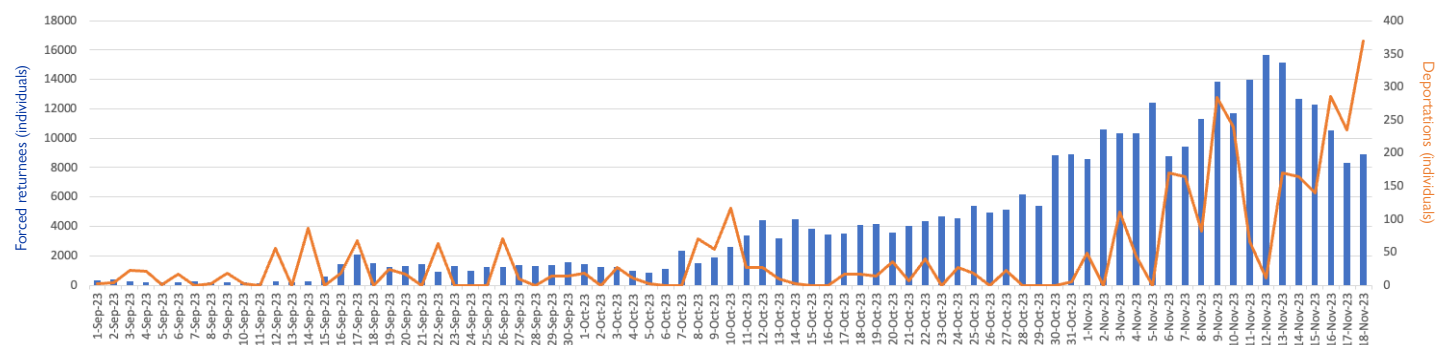
There have been over 356,000 returnees recorded during this period, with numbers increasing from less than 200 per day in early October to more than 17,000 by early November. This influx, consisting largely of forced returns, also includes a growing number of deportations. Since the initial peak around 1 November, the number of individuals crossing these official border points have decreased but remain significantly higher than pre-15 September.

¹ <https://data2.unhcr.org/en/situations/afghanistan>

KEY FIGURES

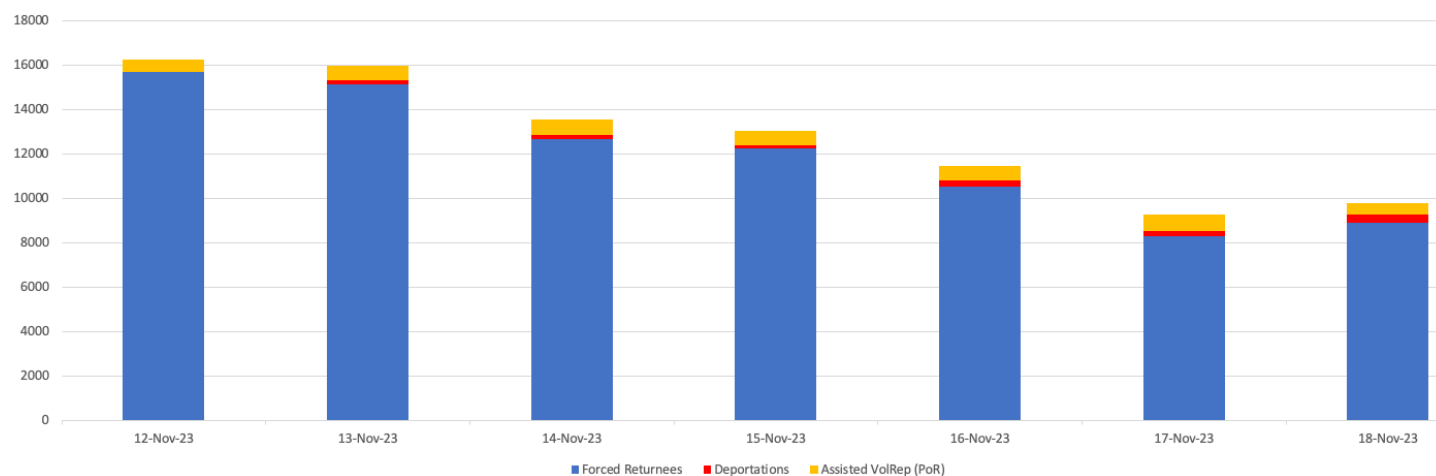


ASSISTED RETURNEES TO AFGHANISTAN



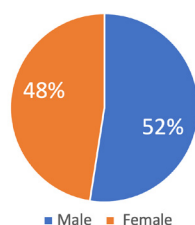
Consortium Partners have progressively scaled up and adjusted operations at both Spin Boldak and Torkham Border Points to respond to the significant increased on returns since mid-September 2023. Currently, the capacity of partners maintained at these locations allow for assistance provision the day of arrival.

NUMBER OF BENEFICIARIES PROVIDED WITH ASSISTANCE



	12 Nov	13 Nov	14 Nov	15 Nov	15 Nov	17 Nov	18 Nov	12-18 Nov	15 Sept 18 Nov
Forced returnees	15,695	15,157	12,694	12,271	10,519	8,303	8,900	83,539	341,148
Deportations	11	170	164	139	285	235	369	1,373	3,436
Assisted VolRep (PoR)	542	637	713	644	674	760	519	4,489	12,294
Total retunees assisted per day	16,248	15,964	13,571	13,054	11,478	9,298	9,788	89,401	356,878

GENDER OF RETURNEES



The accumulation of demographic information collected during registration identifies the majority of assisted returnees are children and adolescents (62%). Approximately 24% of returnees are children under 5. Additionally, the demographics indicate that 48% of assisted returnees are women and 13 % of them are female headed households..

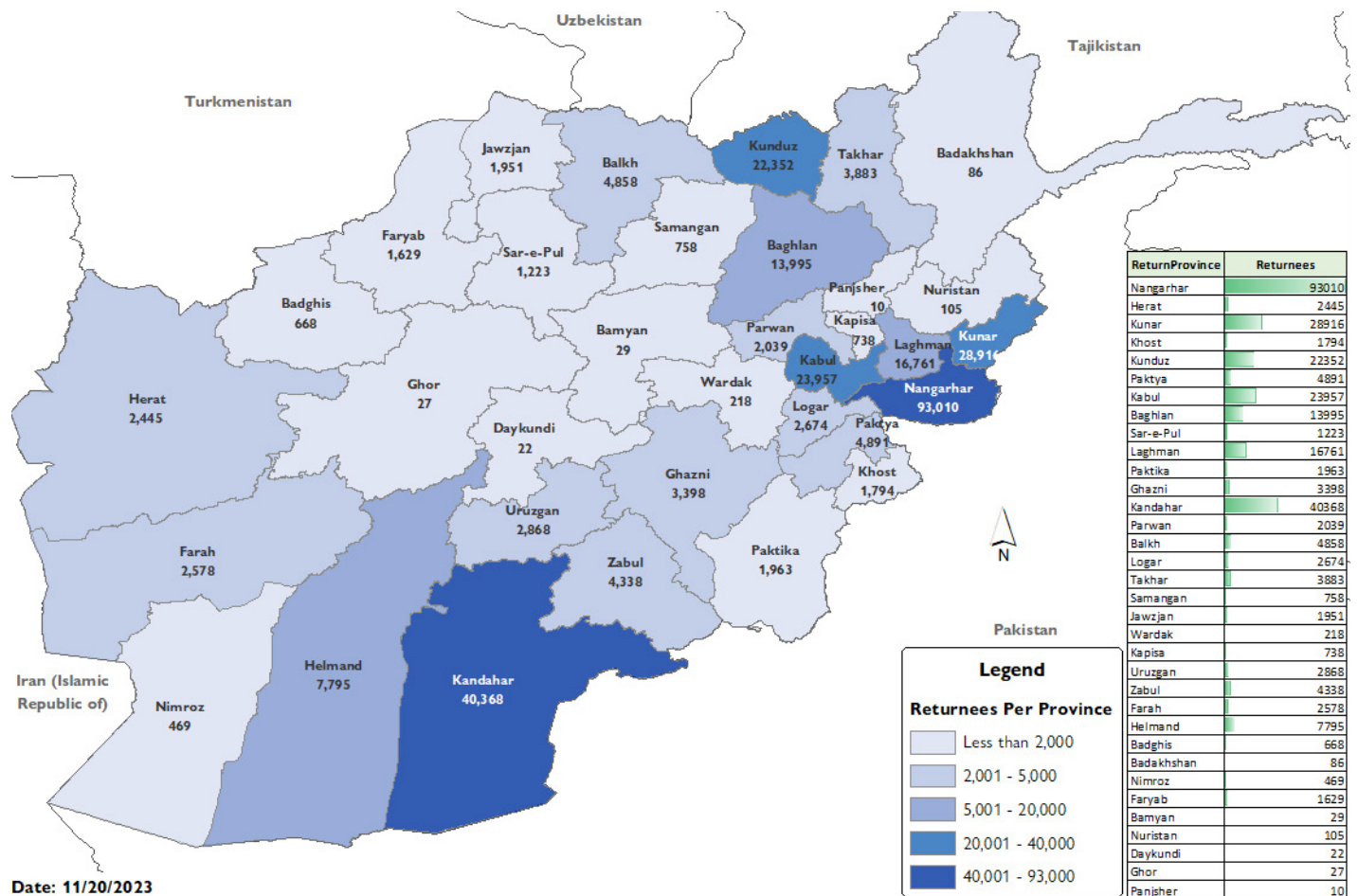
BORDER CROSSING POINTS BENEFICIARIES AND SERVICES

At the Spin Boldak and Torkham border crossing points, a range of services are provided to ensure the safe and orderly management of migration. These include registration, health services, aid distribution, family unification, child protection, psychosocial support, and legal aid, among others. These services are delivered in coordination among the consortium, aiming to address humanitarian needs and ensuring dignified and safe passage for individuals at these critical crossing points. Below is an overview of the number of beneficiaries receiving the various services available:

Sector	Indicator	Total	
		TORKHAM	SPIN BOLDAK
UASC / CP	# of unaccompanied minors identified and supported	1	55
Nutrition	# of children 06-59 months screened for malnutrition	3,134	962
	# of children 06 -59 months with SAM admitted for treatment	138	56
	# of Moderate Acute Malnutrition (MAM) admitted for treatment	9	54
	# of PLWs screening	68	212
	# of PLWs MAM admitted for treatment	3	52
WASH	# of people accessing a safe water for drinking, cooking and personal hygiene	49,666	30,843
	# of people reached with hygiene promotion	24,121	20,219
MPCA	# of individuals who receive full MPCA	74,081	32,319
Food	# of individuals who receive Fortified Biscuits	13,061	25,832
ICLA	# of individuals who receive information on HLP (Housing, Land, and Property), LID (Legal Identity Documents), essential rights, and/or ELP (Employment Law Procedures)	1,265 (360 men; 905 women)	19,305 (10,017 men; 92,88 women)
	# of individuals who receive counseling on HLP, LID, essential rights, and/or ELP.	34 (16 men; 18 women)	0
Protection	# of KIs conducted for Border Protection Monitoring	0	85
Health	# of women received first ANC services	535	632
	# of women received first PNC services	180	327
	# of women, girls, boys and men received health services	4,147	2,834
	# of women, girls, boys, and men received Mental Health and Psychosocial services	3,907	741
	# of under 5 children received routine immunization	1,162	1,491
Transport	# of individuals who receive Cash for Transport	62,251	22,488
Infrastructure / Facilities	# of individuals who receive hot meal/refreshments at the transit centers	10,866	4,096
	# of individuals provided with overnight accommodations at the transit centers	479	59
EORE	# of individuals receiving EORE	1,625	4,278

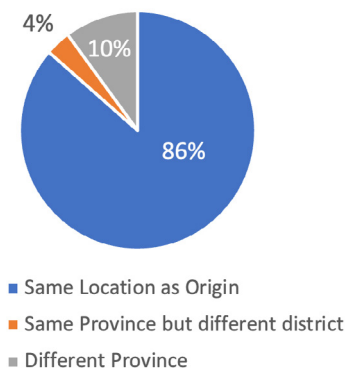
In Spin Boldak and Torkham, a total of **4,489 individuals** received assistance as part of the **voluntary repatriation program**.

AREA OF RETURN AND ORIGIN



LOCATION OF ORIGIN VS. LOCATION OF RETURN

(UNDOCUMENTED/ACC RETURNNEES)



Cummulative data collected during the provision of assistance at the Spin Boldak and Torkham border crossing points indicate the vast majority of returnees (90%) aim to return to their provinces of origin, with 86% planning to resettle to their district of origin. The majority of returnees aim to resettle in Nangahar, Kandahar, Kunar, Kabul, and Kunduz.

THE BORDER CONSORTIUM IS MADE OF



Save the Children

