

BORDER CONSORTIUM EMERGENCY BORDER OPERATIONS

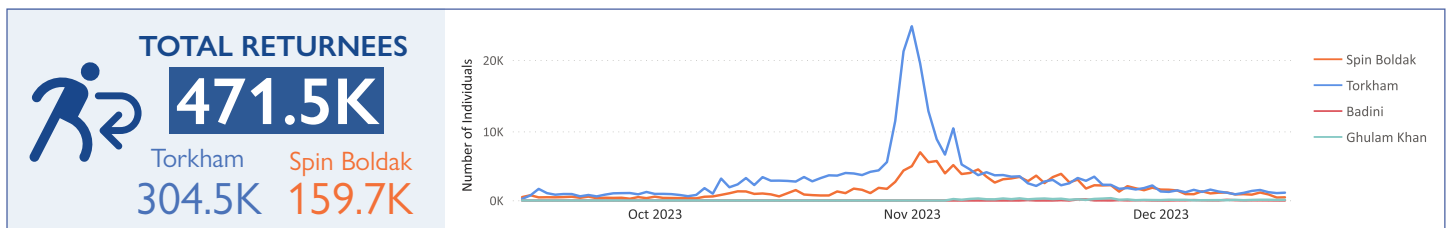
10 DECEMBER - 16 DECEMBER 2023



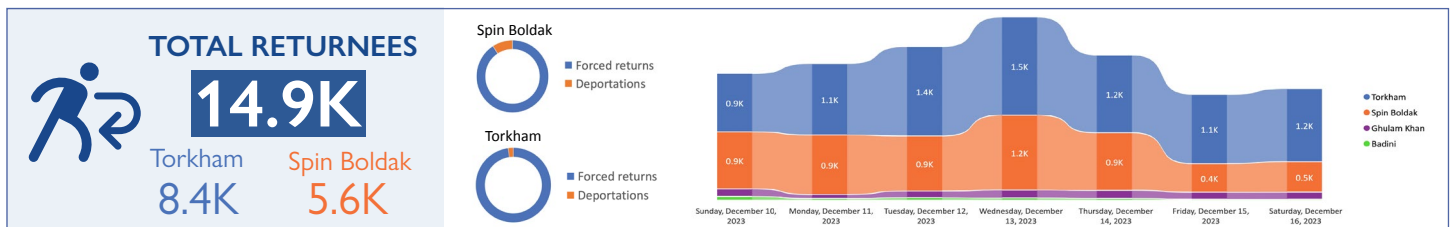
WFP SCOPE registration. © IOM/Mina Nazari 2023

RETURNEE INFLOW FROM PAKISTAN

15 SEP - 16 DEC 2023



10 DEC - 16 DEC 2023



FIND OUR DATA ONLINE ON [OUR INTERACTIVE DASHBOARD](#)

Since 15 September, there has been a notable surge in the number of returnees to Afghanistan, taking place primarily through the Torkham and Spin Boldak border crossings. The announcement on 3 October by Pakistan's national Apex Committee of the plan¹ to repatriate over a million foreigners without valid documents, mostly Afghans triggered a consistent and steep increase in the number of undocumented and ACC holders crossing the border points. This culminated at the beginning of November in line with the ultimatum of 1 November given to illegal foreigners residing in Pakistan by Pakistan's Minister of Interior. There have been over 471,500 returnees recorded during this period, with numbers increasing from less than 200 per day in early October to more than 25,000 by early November. This influx, consisting largely of forced returns, also includes a large number of deportations. Since the initial peak around November 1st, the number of individuals crossing these official border points have consistently decreased but remains higher than pre-September 15th.

¹ <https://data2.unhcr.org/en/situations/afghanistan>

KEY FIGURES

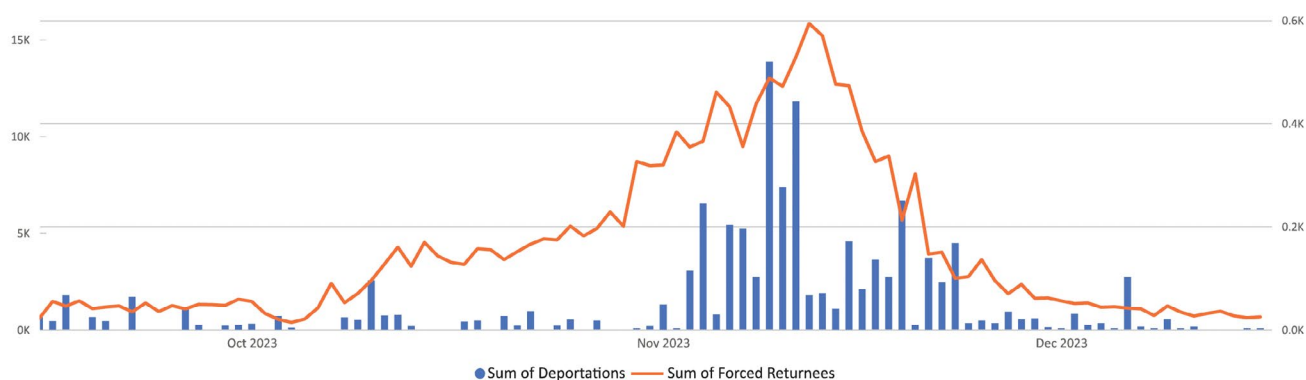
RETURNEES ASSISTED 15 SEP - 16 DEC 2023

**454,670**

RETURNEES ASSISTED 10 DEC - 16 DEC 2023

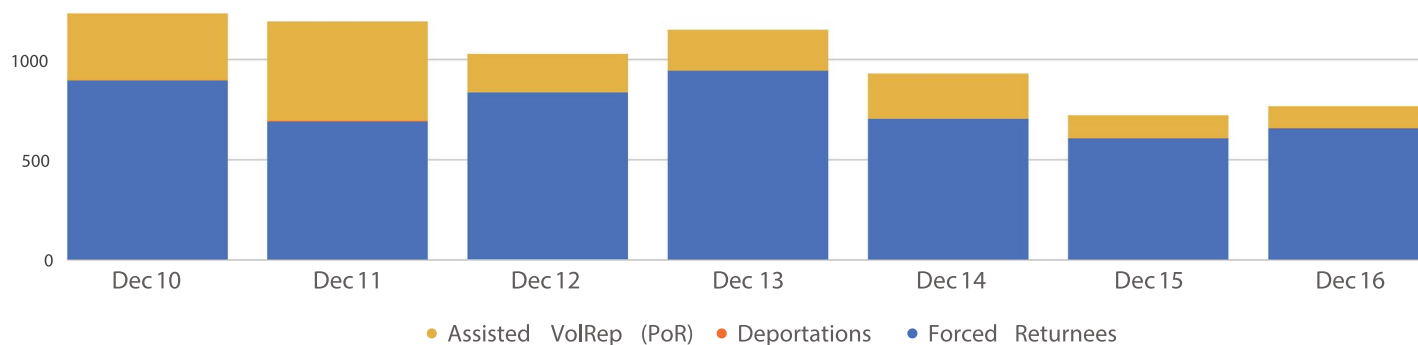
**11,108**

ASSISTED RETURNEES TO AFGHANISTAN



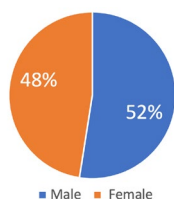
Consortium Partners have progressively scaled up and adjusted operations at both Spin Boldak and Torkham Border Points to respond to the significant increased on returns since mid-September 2023, in coordination with the DFA. Currently, the capacity of partners maintained at these locations allow for assistance provision the day of arrival.

NUMBER OF BENEFICIARIES PROVIDED WITH ASSISTANCE



	10 Dec	11 Dec	12 Dec	13 Dec	14 Dec	15 Dec	16 Dec	10-16 Dec	15 Sept 16 Dec
Forced returnees	893	689	835	941	704	605	655	5322	394 432
Deportations	1	5	0	0	0	1	2	9	4 463
Assisted VolRep (PoR)	331	492	189	203	222	113	106	1656	21 767
PoR Holders	645	498	436	500	344	46	296	2765	15 207
Household member of a PoR holder without a PoR	218	82	126	118	112	17	111	784	8 021
Other Assisted Returnee	84	106	77	144	128	9	24	572	10 780
Total retunees assisted per day	2172	1872	1663	1906	1510	791	1194	11108	454 670

GENDER OF RETURNEES (CUMULATIVE)



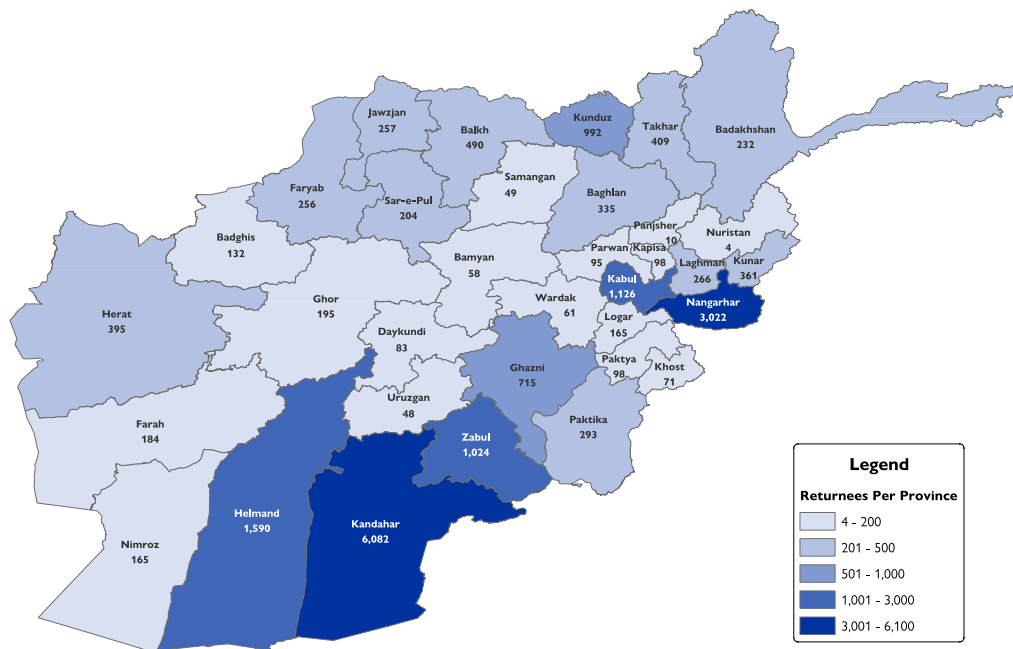
The accumulation of demographic information collected during registration identifies the majority of assisted returnees are children and adolescents (62%). Approximately 24% of returnees are children under 5. Additionally, the demographics indicate that 48% of assisted returnees are women.

BORDER CROSSING POINTS BENEFICIARIES AND SERVICES

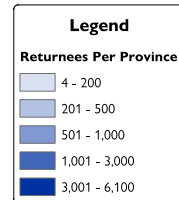
Sector	Indicator	Torkham	Spin Boldak
UASC / CP	# of unaccompanied and Separated Children identified and supported	29	12
Nutrition	# of children 6-59 months screened for malnutrition (for wasting)	2302	845
Nutrition	# of children 6 -59 months with severe acute malnutrition (SAM) admitted for treatment	104	108
Nutrition	# of Moderate Acute Malnutrition (MAM) admitted for treatment	304	96
Nutrition	# of PLWs screening	306	75
Nutrition	# of PLWs MAM admitted for treatment	300	89
WASH	# of people accessing a safe water for drinking, cooking and personal hygiene	10800	2192
WASH	# of people gain access to sanitation facilities	4300	4013
WASH	# of people reached with hygiene promotion	11915	4362
Food	# of individuals who receive cash for food (food basket portion of MPCA)	2583	4550
Food	# of individuals who receive Fortified Biscuits	3164	4423
ICLA	# of individuals who receive information on HLP, LID, essential rights, and/or ELP	1169	1733
ICLA	# of individuals who receive counseling on HLP, LID, essential rights, and/or ELP.	55	0
Protection	# of KIIs conducted for Border Protection Monitoring	0	14
Protection	# of protection monitoring visits conducted at border points	7	5
Protection	# of protection monitoring interviews with returnees conducted at the border	118	900
Protection	# of returnees assessed as having protection concerns at the border points and referred for case management	109	43
Protection	# of returnees provided with counselling (including victims of trafficking and exploitation)	0	0
Protection	# of returnees benefitting from awareness raising and community based protection mechanisms	673	611
Protection	# of returnees provided with emergency accommodation	0	266
Protection	# of returnees provided with emergency flights to final destination	1377	901
Protection	# of individuals supported with PFA	15	0
Protection	# of individuals supported with MHPSS	11	0
Protection	# of families supported with provision of information regarding the organizations providing services to returnees	308	0
Health	# of women received first ANC services	630	340
Health	# of women received first PNC services	225	237
Health	# of deliveries at Zero Point/Reception Center/Transit Center	1	1
Health	# of CBA women (15-49) received RH services	735	703
Health	# of beneficiaries reached with family planning information and counselling	190	336
Health	# of women, girls, boys and men received health services	7283	3116
Health	# of women, girls, boys, and men received Psychosocial services	1977	842
Health	# of IDPs, Returnees and Host communities reached through awareness raising sessions about available services	4204	1767
Health	# of individuals referred for to a static health facility (cost coverage of health services at health facility is covered)	1931	3
Health	# of individuals referred for to a static health facility (cost coverage of health services at health facility not covered)	147	0
Health	# of women received primary health services (NOT INCLUDING immunization)	2019	908
Health	# of girls received primary health services (NOT INCLUDING immunization)	365	321
Health	# of boys received primary health services (NOT INCLUDING immunization)	666	278
Health	# of men received primary health services (NOT INCLUDING immunization)	1635	724
Health	# of women and men received Mental Health and Psychosocial services	465	39
Health	# of girls and boys received Mental Health and Psychosocial services	0	0
Health	# of 10+yrs receiving immunization	2738	3018
Health	# of under 5 children received immunization	4573	998
Transport	# of individuals who receive Cash for Transport	1938	3379
Facilities	# of individuals who receive hotmeal/refreshments at the transit centers	2138	5011
Facilities	# of individuals provided with overnight accommodations at the transit centers	0	579
EORE	# of individuals receiving EORE	407	4113

In Spin Boldak and Torkham, a total of **1,656 individuals** received assistance as part of the **voluntary repatriation program**.

INTENDED AREAS OF RETURN

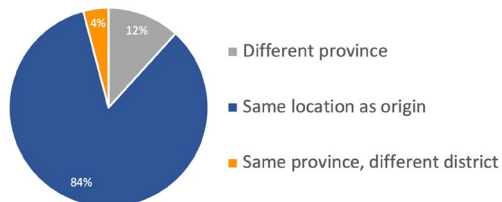


Return Provinces	Returnees
Kandahar	6,082
Nangarhar	3,022
Helmand	1,590
Kabul	1,126
Zabul	1,024
Kunduz	992
Ghazni	715
Balkh	490
Takhar	409
Herat	395
Kunar	361
Baghlan	335
Paktika	293
Laghman	266
Jawzjan	257
Faryab	256
Badakhshan	232
Sar-e-Pul	204
Ghor	195
Farah	184
Logar	165
Nimroz	165
Badghis	132
Kapisa	98
Paktia	98
Parwan	95
Daykundi	83
Khost	71
Wardak	61
Bamyan	58
Samangan	49
Uruzgan	48
Panjsher	10
Nuristan	4



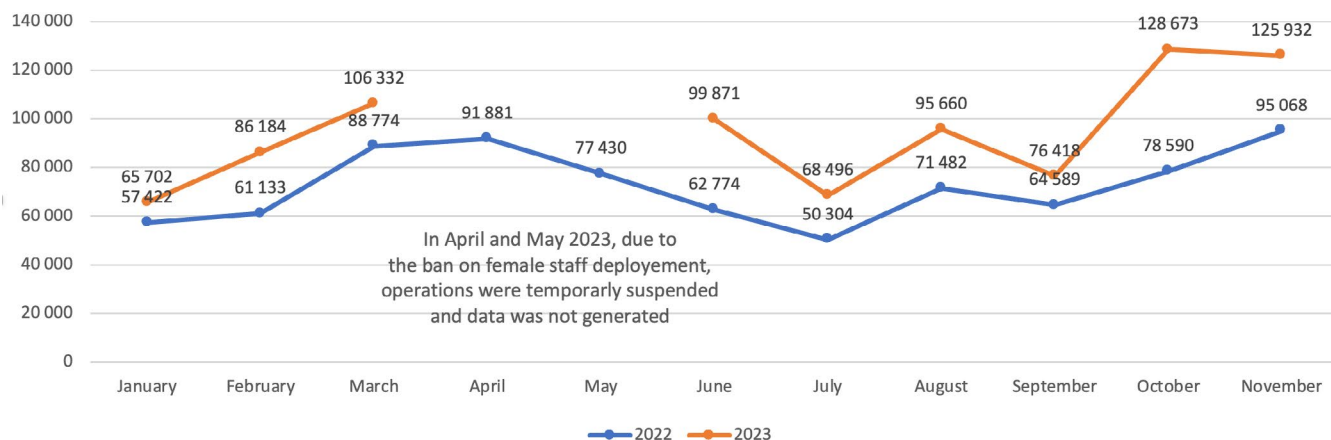
LOCATION OF ORIGIN VS. LOCATION OF RETURN

(UNDOCUMENTED/ACC RETURNÉES)



Cumulative data collected during the provision of assistance at the Spin Boldak and Torkham border crossing points indicate the vast majority of returnees (88%) aim to return to their provinces of origin, with 84% planning to resettle to their district of origin. The majority of returnees aim to resettle in Nangarhar, Kandahar, Kunar, Kabul, and Kunduz.

UNDOCUMENTED RETURNS FROM IRAN - 2022 VS 2023



THE BORDER CONSORTIUM IS MADE OF



Save the Children

