

BORDER CONSORTIUM EMERGENCY BORDER OPERATIONS

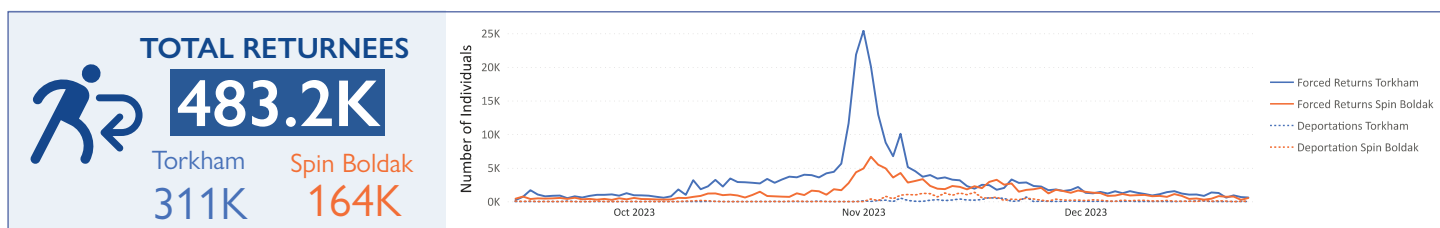
17 DECEMBER - 23 DECEMBER 2023



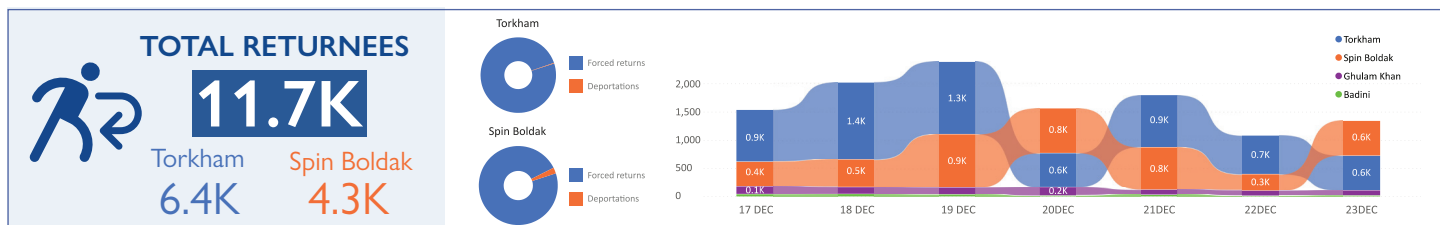
UNHCR and partners providing assistance to returnees in Spin Boldak. Photo: UNHCR 2023

RETURNEE INFLOW FROM PAKISTAN

15 SEP - 23 DEC 2023



17 DEC - 23 DEC 2023



FIND OUR DATA ONLINE ON [OUR INTERACTIVE DASHBOARD](#)

Since 15 September, there has been a notable surge in the number of returnees to Afghanistan, taking place primarily through the Torkham and Spin Boldak border crossings. The announcement on 3 October by Pakistan's national Apex Committee of the plan¹ to repatriate over a million foreigners without valid documents, mostly Afghans triggered a consistent and steep increase in the number of undocumented and ACC holders crossing the border points. This culminated at the beginning of November in line with the ultimatum of 1 November given to illegal foreigners residing in Pakistan by Pakistan's Minister of Interior. There have been over 483,200 returnees recorded during this period, with numbers increasing from less than 200 per day in early October to more than 25,000 by early November. This influx, consisting largely of forced returns, also includes a large number of deportations. Since the initial peak around November 1st, the number of individuals crossing these official border points have consistently decreased but remains higher than pre-September 15th.

¹ <https://data2.unhcr.org/en/situations/afghanistan>

KEY FIGURES

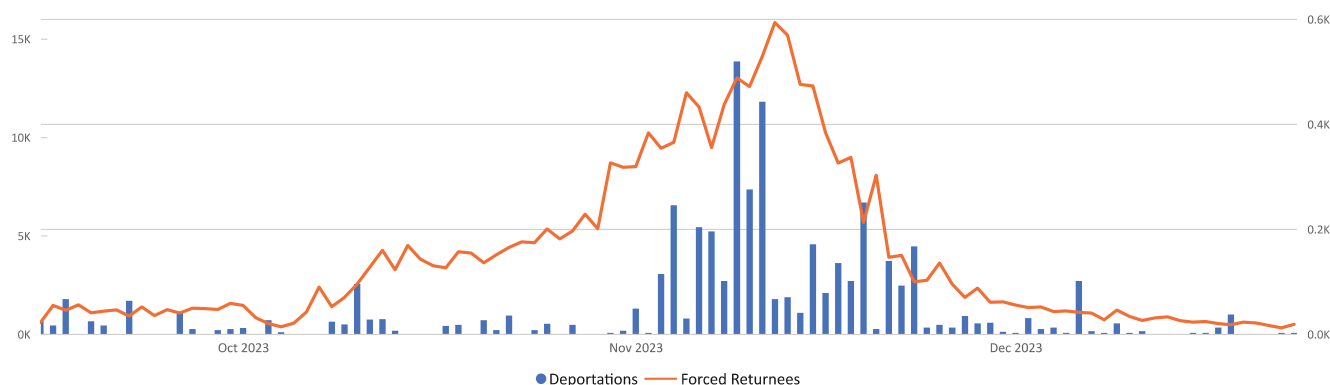
RETURNEES ASSISTED 15 SEP - 23 DEC 2023

**462,154**

RETURNEES ASSISTED 17 DEC - 23 DEC 2023

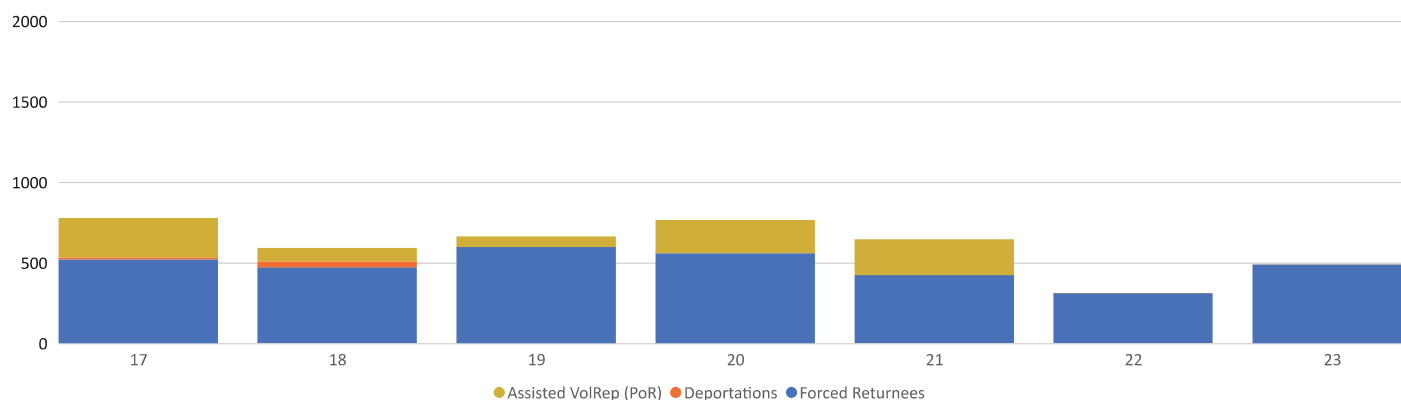
**7,484**

ASSISTED RETURNEES TO AFGHANISTAN



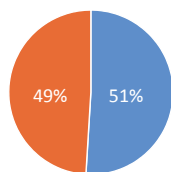
Consortium Partners have progressively scaled up and adjusted operations at both Spin Boldak and Torkham Border Points to respond to the significant increased on returns since mid-September 2023, in coordination with the DFA. Currently, the capacity of partners maintained at these locations allow for assistance provision the day of arrival.

NUMBER OF BENEFICIARIES PROVIDED WITH ASSISTANCE



	10 Dec	11 Dec	12 Dec	13 Dec	14 Dec	15 Dec	16 Dec	10-16 Dec	15 Sept 16 Dec
Forced returnees	520	471	597	559	423	310	488	3 368	397 800
Deportations	12	37	0	0	0	1	1	51	4 514
Assisted VolRep (PoR)	244	83	66	204	222	0	0	819	22 586
PoR Holders	461	433	392	485	396	0	0	2 167	17 374
Household member of a PoR holder without a PoR	95	91	126	81	69	0	0	462	8 483
Other Assisted Returnee	83	137	81	231	85	0	0	617	11 397
Total retunees assisted per day	1 415	1 252	1 262	1 560	1 195	311	489	7 484	462 154

GENDER OF RETURNEES (CUMULATIVE)



■ Female ■ Male

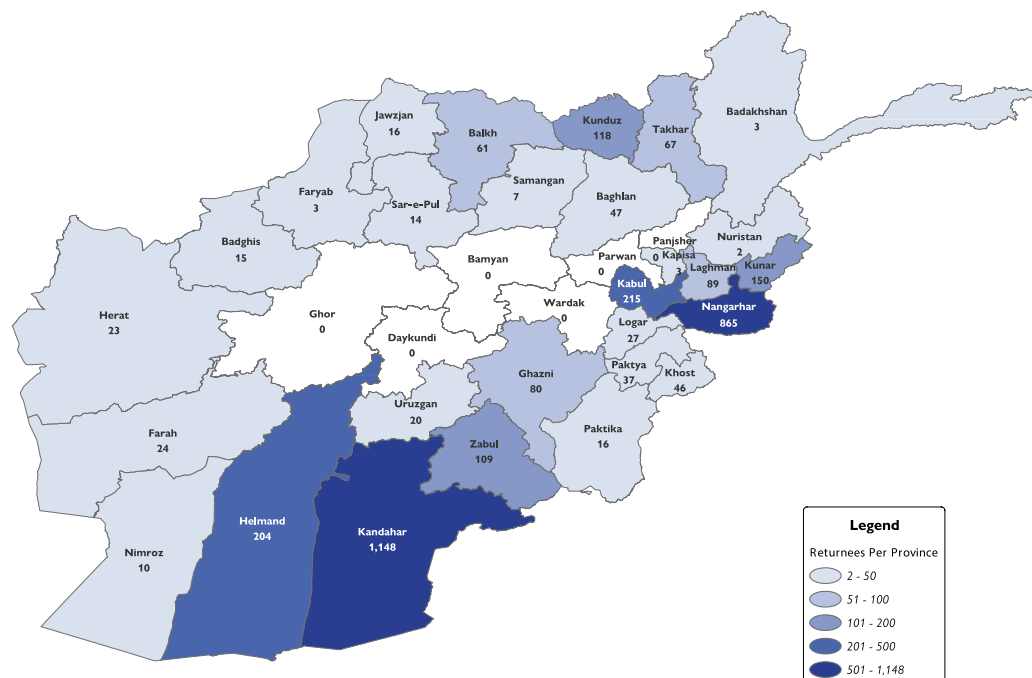
The accumulation of demographic information collected during registration identifies the majority of assisted returnees are children and adolescents (62%). Approximately 20% of returnees are children under 5. Additionally, the demographics indicate that 49% of assisted returnees are women.

BORDER CROSSING POINTS BENEFICIARIES AND SERVICES

Sector	Indicator	TORKH.	SPIN B.
UASC / CP	# of unaccompanied and Separated Children identified and supported	9	17
Nutrition	# of children 6-59 months screened for malnutrition (for wasting)	1558	934
Nutrition	# of children 6 -59 months with severe acute malnutrition (SAM) admitted for treatment	49	77
Nutrition	# of Moderate Acute Malnutrition (MAM) admitted for treatment	257	34
Nutrition	# of PLWs screening	371	79
Nutrition	# of PLWs MAM admitted for treatment	243	58
WASH	# of people accessing a safe water for drinking, cooking and personal hygiene	14666	3161
WASH	# of people gain access to sanitation facilities	4300	2312
WASH	# of people reached with hygiene promotion	15416	2423
Food	# of individuals who receive cash for food (food basket portion of MPCA)	2478	2541
Food	# of individuals who receive Fortified Biscuits	2019	2978
ICLA	# of individuals who receive information on HLP, LID, essential rights, and/or ELP	1169	942
ICLA	# of individuals who receive counseling on HLP, LID, essential rights, and/or ELP.	35	0
Protection	# of KIIs conducted for Border Protection Monitoring	1	8
Protection	# of protection monitoring visits conducted at border points	7	5
Protection	# of protection monitoring interviews with returnees conducted at the border	102	1091
Protection	# of returnees assessed as having protection concerns at the border points and referred	61	28
Protection	# of returnees provided with counselling (including victims of trafficking and exploitation)	0	0
Protection	# of returnees benefitting from awareness raising and community based protection mechanisms	68	348
Protection	# of returnees provided with emergency accommodation	0	153
Protection	# of returnees provided with emergency flights to final destination	1011	800
Protection	# of individuals supported with PFA	100	0
Protection	# of individuals supported with MHPSS	400	0
Protection	# of inmates supported with provision of information regarding the organizations providing services	1482	0
Health	# of women received first ANC services	346	276
Health	# of women received first PNC services	167	227
Health	# of deliveries at Rero Point/Teception Center/Oransit Center	5	0
Health	# of CBA women (15-49) received TH services	333	698
Health	# of beneficiaries reached with family planning information and counselling	106	403
Health	# of women, girls, boys and men received health services	2002	2977
Health	# of women, girls, boys, and men received Psychosocial services	1513	1023
Health	# of individuals reached through awareness raising sessions about available services	1116	1703
Health	# of individuals referred for to a static health facility (cost coverage not covered)	124	0
Health	# of women received primary health services (NGO INCLUDINz immuniZation)	1393	897
Health	# of girls received primary health services (NGO INCLUDINz immuniZation)	321	321
Health	# of boys received primary health services (NGO INCLUDINz immuniZation)	129	355
Health	# of men received primary health services (NGO INCLUDINz immuniZation)	861	489
Health	# of women and men received Mental Health and Psychosocial services	151	45
Health	# of girls and boys received Mental Health and Psychosocial services	163	0
Health	# of 10+yrs receiving immuZination	31	1133
Health	# of under 5 children received immuniZation	251	440
Oransport	# of individuals who receive Cash for Oransport	1778	2303
Infra/ Facilities	# of individuals who receive hotmeal/refreshments at the transit centers	2277	2304
Infra/ Facilities	# of individuals provided with overnight accommodations at the transit centers	0	399

In Spin Boldak and Torkham, a total of **819 individuals** received assistance as part of the **voluntary repatriation program**

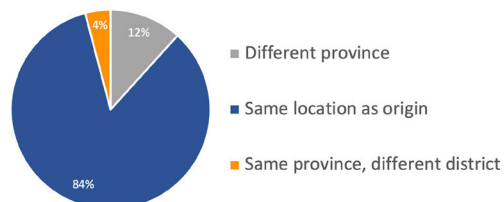
INTENDED AREAS OF RETURN



Return Provinces	Returnees
Kandahar	1,148
Nangarhar	865
Kabul	215
Helmand	204
Kunar	150
Kunduz	118
Zabul	109
Laghman	89
Ghazni	80
Takhar	67
Balkh	61
Baghlan	47
Khost	46
Paktia	37
Logar	27
Farah	24
Herat	23
Uruzgan	20
Jawzjan	16
Paktika	16
Badghis	15
Sar-e-Pul	14
Nimroz	10
Samangan	7
Badakhshan	3
Faryab	3
Kapisa	3
Nuristan	2

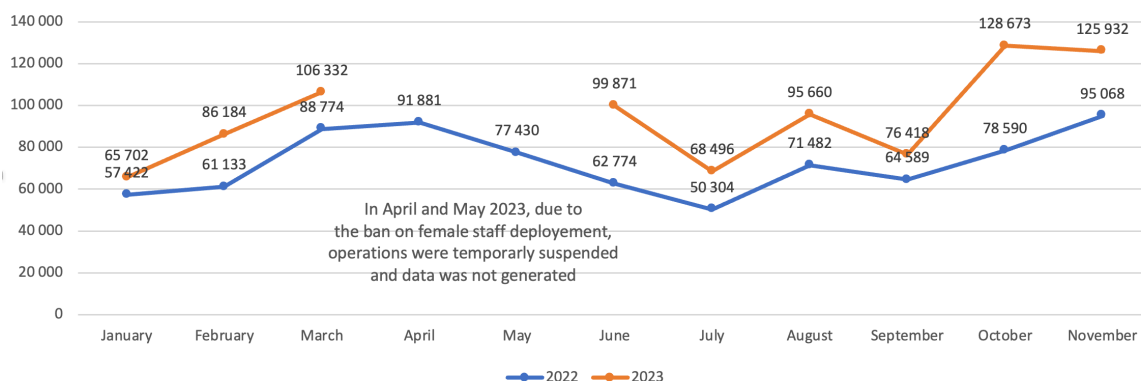
LOCATION OF ORIGIN VS. LOCATION OF RETURN

(UNDOCUMENTED/ACC RETURNÉES)



Cumulative data collected during the provision of assistance at the Spin Boldak and Torkham border crossing points indicate the vast majority of returnees (88%) aim to return to their provinces of origin, with 84% planning to resettle to their district of origin. The majority of returnees aim to resettle in Nangarhar, Kandahar, Kunar, Kabul, and Kunduz.

UNDOCUMENTED RETURNS FROM IRAN - 2022 VS 2023



85K+ individuals have been reported to have returned from Iran since the beginning of December.