

BORDER CONSORTIUM

PAKISTANI BORDER OPERATIONS

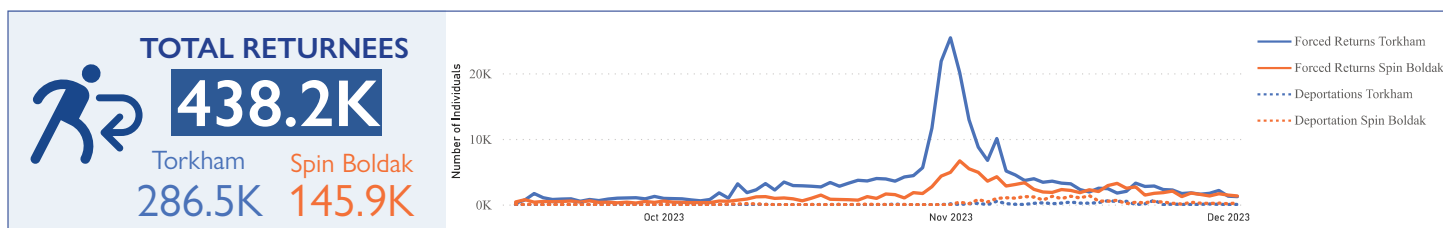
26 NOVEMBER - 2 DECEMBER 2023



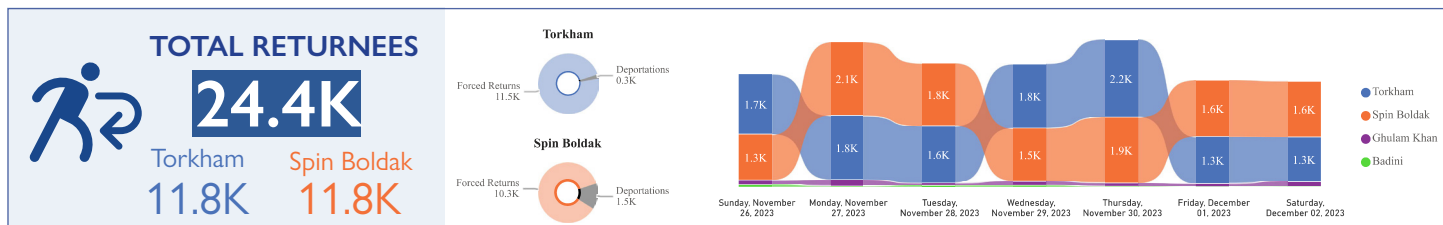
The flow of returning Afghans continues to increase, primarily through the Torkham and Spin Boldak border crossings. Photo: IOM/Osman Azizi

RETURNEE INFLOW FROM PAKISTAN

15 SEP - 2 DEC 2023



26 NOV - 2 DEC 2023



Since 15 September, there has been a notable surge in the number of returnees to Afghanistan, taking place primarily through the Torkham and Spin Boldak border crossings. The announcement on 3 October by Pakistan's national Apex Committee of the plan¹ to repatriate over a million foreigners without valid documents, mostly Afghans triggered a consistent and steep increase in the number of undocumented and ACC holders crossing the border points. This culminated at the beginning of November in line with the ultimatum of 1 November given to illegal foreigners residing in Pakistan by Pakistan's Minister of Interior.

There have been over 438,200 returnees recorded during this period, with numbers increasing from less than 200 per day in early October to more than 17,000 by early November. This influx, consisting largely of forced returns, also includes a large number of deportations. Since the initial peak around November 1st, the number of individuals crossing these official border points have consistently decreased but remain significantly higher than pre-September 15th.

¹ <https://data2.unhcr.org/en/situations/afghanistan>

KEY FIGURES

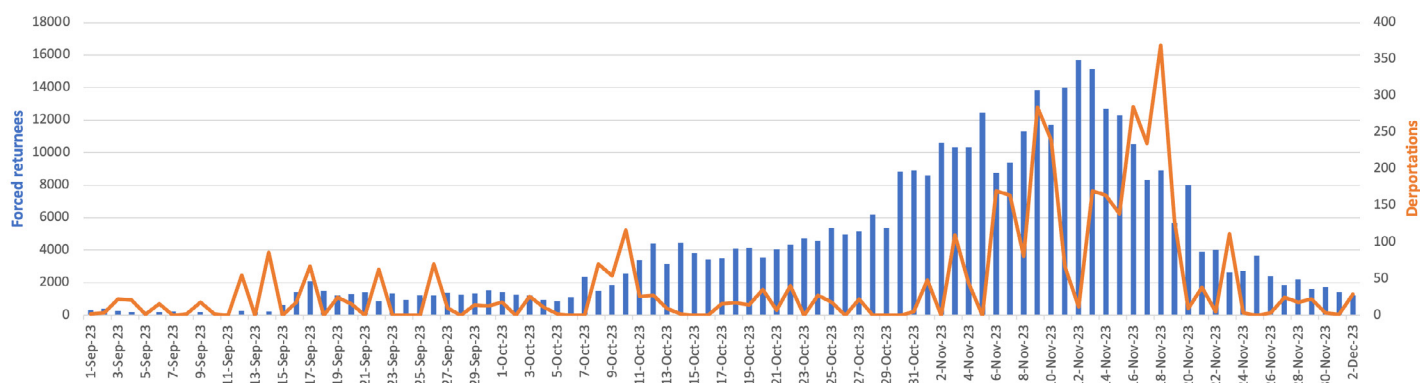
RETURNEES ASSISTED 15 SEP - 02 DEC 2023

 **430,587**

RETURNEES ASSISTED 26 NOV - 02 DEC 2023

 **24,849**

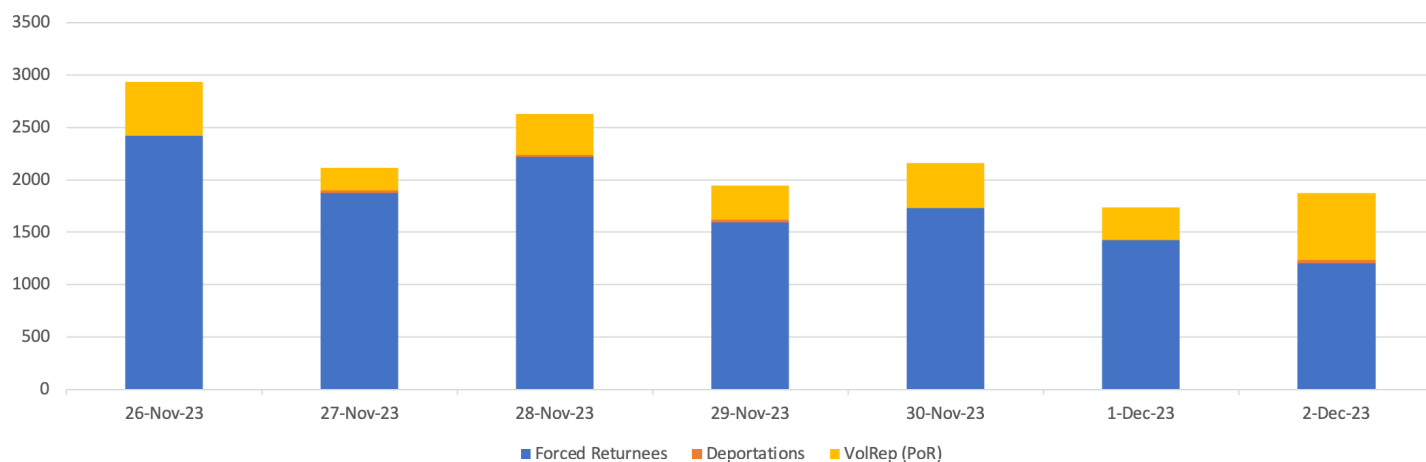
ASSISTED RETURNEES TO AFGHANISTAN



Consortium Partners have progressively scaled up and adjusted operations at both Spin Boldak and Torkham Border Points to respond to the significant increased on returns since mid-September 2023. Currently, the capacity of partners maintained at these locations allow for assistance provision the day of arrival.

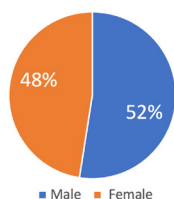
NUMBER OF BENEFICIARIES PROVIDED WITH ASSISTANCE

Returnees



	26 Nov	27 Nov	28 Nov	29 Nov	30 Nov	01 Dec	02 Dec	26 Nov 02 Dec	15 Sept 02 Dec
Forced returnees	2,420	1,875	2,220	1,595	1,728	1,425	1,205	12,468	384,204
Deportations	3	24	18	22	3	1	29	100	3,831
Assisted VolRep (PoR)	512	217	387	329	428	310	636	2,819	18,538
PoR Holders	727	615	621	753	640	237	831	4,424	8,383
Household member of a PoR holder without a PoR	624	420	528	586	462	97	320	3,037	6,055
Other Assisted Returnee	444	268	281	309	380	111	208	2,001	9,576
Total retunees assisted per day	4,730	3,419	4,055	3,594	3,641	2,181	3,229	24,849	430,587

GENDER OF RETURNEES (CUMULATIVE)



The accumulation of demographic information collected during registration identifies the majority of assisted returnees are children and adolescents (62%). Approximately 24% of returnees are children under 5. Additionally, the demographics indicate that 48% of assisted returnees are women.

BORDER CROSSING POINTS BENEFICIARIES AND SERVICES

At the Spin Boldak and Torkham border crossing points, a range of services are provided to ensure the safe and orderly management of migration. These include registration, health services, aid distribution, family unification, child protection, psychosocial support, and legal aid, among others. These services are delivered in coordination among the consortium, aiming to address humanitarian needs and ensuring dignified and safe passage for individuals at these critical crossing points. Below is an overview of the number of beneficiaries receiving the various services available:

SECTOR	INDICATOR	TORKHAM	SPIN BOLDAK
UASC / CP	# of unaccompanied minors identified and supported	15	41
Nutrition	# of children 06-59 months screened for malnutrition	1,890	1,019
	# of children 06 -59 months with SAM admitted for treatment	81	170
	# of Moderate Acute Malnutrition (MAM) admitted for treatment	230	82
	# of PLWs screening	225	54
	# of PLWs MAM admitted for treatment	245	72
WASH	# of people accessing a safe water for drinking, cooking and personal hygiene	16,277	20,228
	# of people reached with hygiene promotion	10,677	17,028
	# of people reached with hygiene promotion	17,781	13,693
MPCA	# of individuals who receive partial MPCA (food basket removed)	0	3,901
Food	# of individuals who receive cash for food (food basket portion of MPCA)	7,287	4,921
	# of individuals who receive Fortified Biscuits	5,578	9,316
ICLA	# of individuals who receive information on HLP (Housing, Land, and Property), LID (Legal Identity Documents), essential rights, and/or ELP (Employment Law Procedures)	1,384	4,052
	# of individuals who receive counseling on HLP, LID, ess. rights, and/or ELP.	90	7
Protection	# of KIIs conducted for Border Protection Monitoring	0	11
Health	# of women received primary health services (NOT INCLUDING immunization)	824	605
	# of girls received primary health services (NOT INCLUDING immunization)	220	196
	# of boys received primary health services (NOT INCLUDING immunization)	213	221
	# of men received primary health services (NOT INCLUDING immunization)	576	265
	# of women and men received Mental Health and Psychosocial services	354	94
	# of girls and boys received Mental Health and Psychosocial services	4	4
	# of 10+yrs receiving immunization	44	5120
	# of under 5 children received immunization	1,164	1,566
Transport	# of individuals who receive Cash for Transport	5,643	7,305
Infrastructure / Facilities	# of individuals who receive hot meal/refreshments at the transit centers	5,643	2803
	# of individuals provided with overnight accommodations at the transit centers	84	39
EORE	# of individuals receiving EORE	2,278	1034

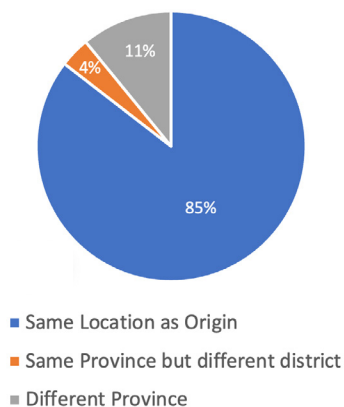
In Spin Boldak and Torkham, a total of **2,819 individuals** received assistance as part of the **voluntary repatriation program**.

Returnees Per Province

- 2 - 100
- 101 - 300
- 301 - 700
- 701 - 1,000
- 1,001 - 3,600

Return Province	Returnees
Kandahar	3,573
Nangarhar	2,979
Kunduz	1,144
Kabul	1,003
Helmand	733
Kunar	557
Zabul	439
Balkh	322
Laghman	270
Takhar	183
Sar-e-Pul	183
Paktika	180
Baghlan	167
Paktya	164
Ghazni	133
Faryab	125
Herat	117
Jawzjan	106
Samangan	18
Nimroz	12
Ghor	4
Daykundi	4
Uruzgan	59
Logar	77
Parwan	35
Farah	26
Badghis	3
Badakhshan	2

(UNDOCUMENTED/ACC RETURNEES)



Cumulative data collected during the provision of assistance at the Spin Boldak and Torkham border crossing points indicate the vast majority of returnees (89%) aim to return to their provinces of origin, with 85% planning to resettle to their district of origin. The majority of returnees aim to resettle in Nangahar, Kandahar, Kunar, Kabul, and Kunduz.

THE BORDER CONSORTIUM IS MADE OF