

# BORDER CONSORTIUM

## EMERGENCY BORDER OPERATIONS

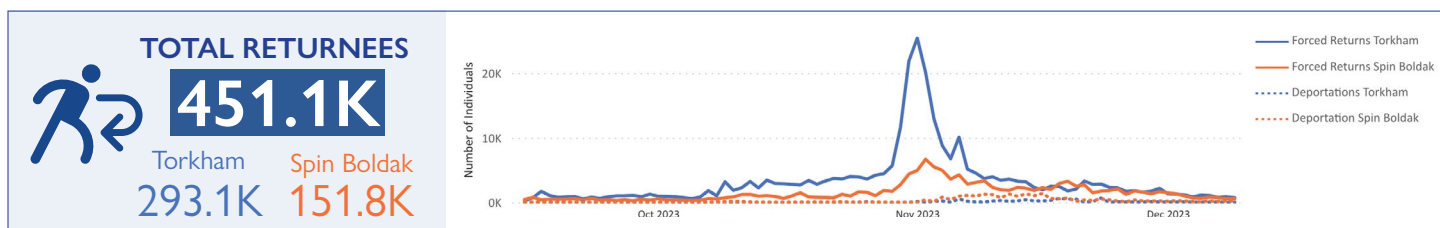
03 DECEMBER - 09 DECEMBER 2023



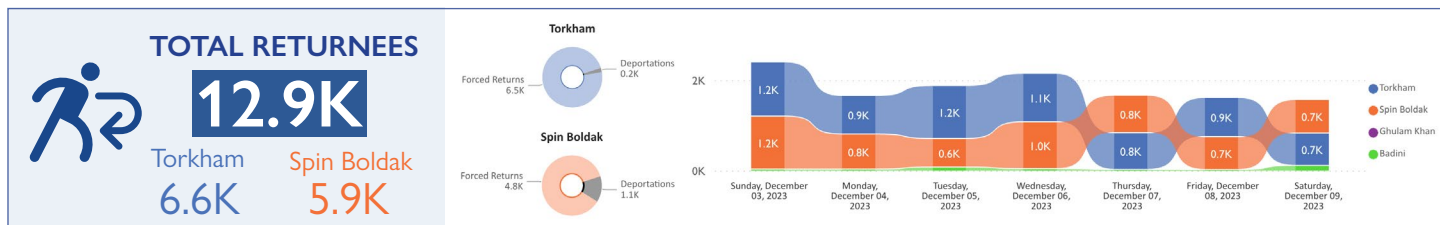
Torkham Reception Center. Photo: Manon Radosta/DRC December 2023

### RETURNEE INFLOW FROM PAKISTAN

15 SEP - 09 DEC 2023



03 NOV - 09 DEC 2023



Since 15 September, there has been a notable surge in the number of returnees to Afghanistan, taking place primarily through the Torkham and Spin Boldak border crossings. The announcement on 3 October by Pakistan's national Apex Committee of the plan<sup>1</sup> to repatriate over a million foreigners without valid documents, mostly Afghans triggered a consistent and steep increase in the number of undocumented and ACC holders crossing the border points. This culminated at the beginning of November in line with the ultimatum of 1 November given to illegal foreigners residing in Pakistan by Pakistan's Minister of Interior.

There have been over 451,100 returnees recorded during this period, with numbers increasing from less than 200 per day in early October to more than 17,000 by early November. This influx, consisting largely of forced returns, also includes a large number of deportations. Since the initial peak around November 1st, the number of individuals crossing these official border points have consistently decreased but remain significantly higher than pre-September 15th.

<sup>1</sup> <https://data2.unhcr.org/en/situations/afghanistan>

## KEY FIGURES

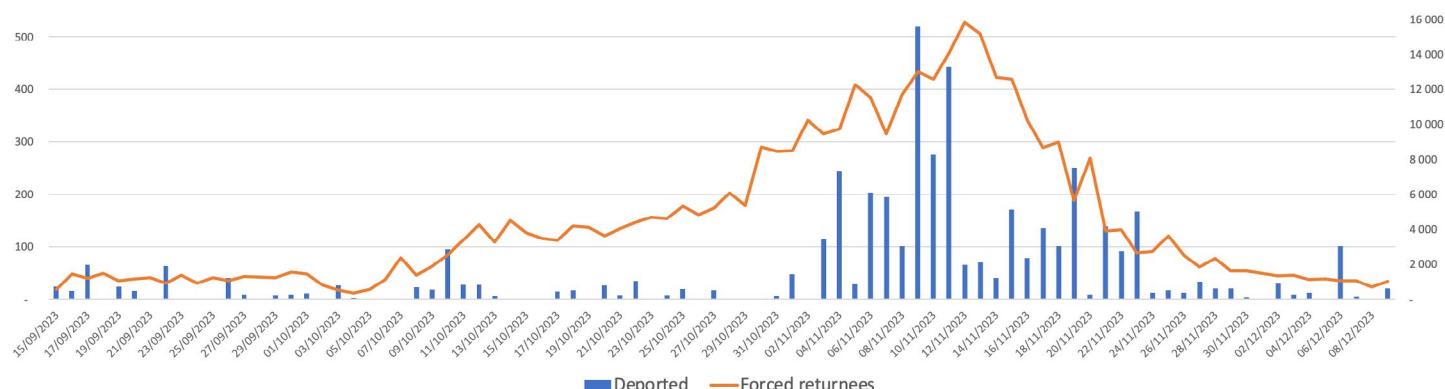
RETURNEES ASSISTED 15 SEP - 09 DEC 2023

**443,562**

RETURNEES ASSISTED 03 DEC - 09 DEC 2023

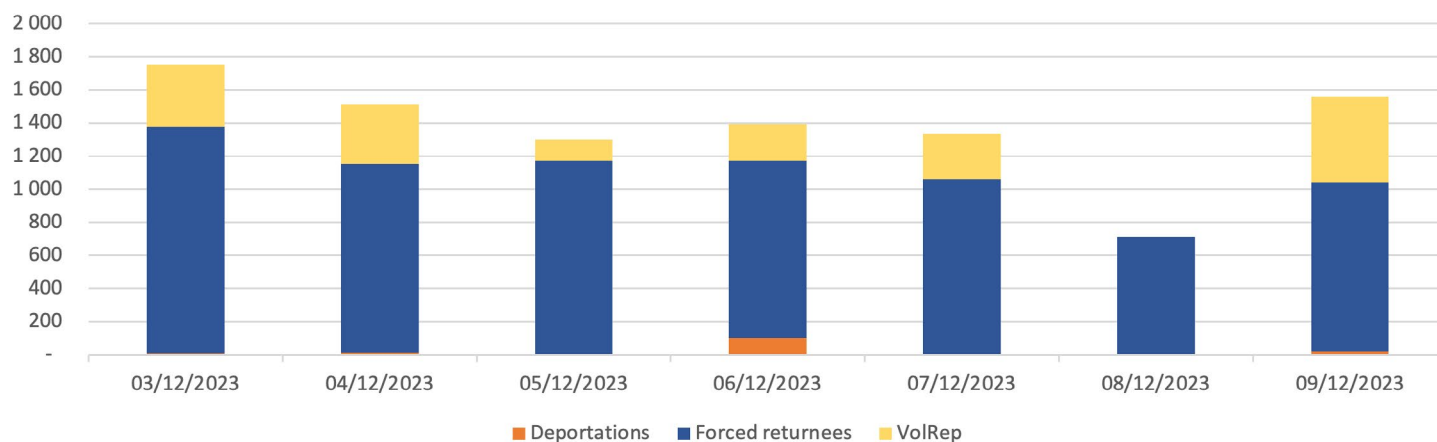
**15,427**

## ASSISTED RETURNEES TO AFGHANISTAN



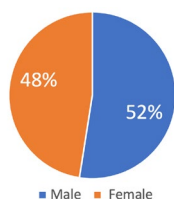
Consortium Partners have progressively scaled up and adjusted operations at both Spin Boldak and Torkham Border Points to respond to the significant increased on returns since mid-September 2023, in coordination with the DFA. Currently, the capacity of partners maintained at these locations allow for assistance provision the day of arrival.

## NUMBER OF BENEFICIARIES PROVIDED WITH ASSISTANCE



	03 Dec	04 Dec	05 Dec	06 Dec	07 Dec	08 Dec	09 Dec	03-09 Dec	15 Sept 09 Dec
Forced returnees	1 369	1 141	1 170	1 070	1 055	713	1 020	7 538	<b>389 110</b>
Deportations	9	12	2	101	5	1	20	150	<b>4 454</b>
Assisted VolRep (PoR)	372	360	127	221	272	0	519	1 871	<b>20 111</b>
PoR Holders	711	746	663	665	607	0	672	4 064	<b>12 442</b>
Household member of a PoR holder without a PoR	223	274	174	146	225	0	130	1 172	<b>7 237</b>
Other Assisted Returnee	169	151	103	83	41	0	85	632	<b>10 208</b>
Total returnees assisted per day	<b>2 853</b>	<b>2 684</b>	<b>2 239</b>	<b>2 286</b>	<b>2 205</b>	<b>714</b>	<b>2 446</b>	<b>15 427</b>	<b>443 562</b>

## GENDER OF RETURNEES (CUMULATIVE)



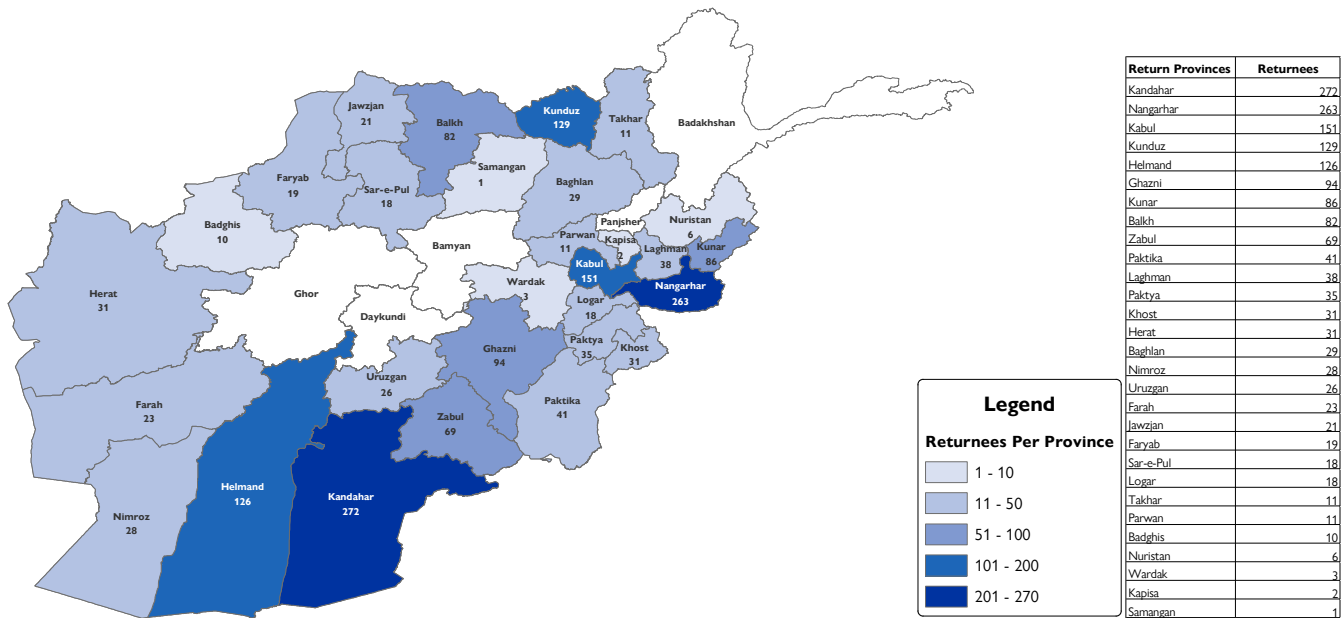
The accumulation of demographic information collected during registration identifies the majority of assisted returnees are children and adolescents (62%). Approximately 24% of returnees are children under 5. Additionally, the demographics indicate that 48% of assisted returnees are women.

## BORDER CROSSING POINTS BENEFICIARIES AND SERVICES

Sector	Indicator	Torkham	Spin Boldak
UASC / CP	# of unaccompanied and Separated Children identified and supported	4	26
Nutrition	# of children 6-59 months screened for malnutrition (for wasting)	614	325
	# of children 6-59 months with severe acute malnutrition (SAM) admitted for treatment	35	16
	# of Moderate Acute Malnutrition (MAM) admitted for treatment	405	113
	# of PLWs screening	353	79
	# of PLWs MAM admitted for treatment	120	83
WASH	# of people accessing a safe water for drinking, cooking and personal hygiene	10288	7866
	# of people gain access to sanitation facilities	4688	4300
	# of people reached with hygiene promotion	5851	13777
Food	# of individuals who receive cash for food (food basket portion of MPCA)	4193	6580
	# of individuals who receive Fortified Biscuits	3470	6440
ICLA	# of individuals who receive information on HLP (Housing, Land, and Property), LID (Legal Identity Documents), essential rights, and/or ELP (Employment Law Procedures)	929	2615
	# of individuals who receive counseling on HLP, LID, essential rights, and/or ELP.	64	0
Protection	# of KIIs conducted for Border Protection Monitoring	0	16
	# of protection monitoring visits conducted at border points	7	5
	# of protection monitoring interviews with returnees conducted at the border	430	1255
	# of returnees assessed as having protection concerns at the border points and referred for case management support in areas of return	35	34
	# of returnees provided with counselling (including victims of trafficking and exploitation)	53	0
	# of returnees benefitting from awareness raising and community based protection mechanisms	3307	774
	# of returnees provided with emergency accommodation	7	193
	# of returnees provided with emergency flights to final destination	0	1346
Health	# of women received first ANC services	389	336
	# of women received first PNC services	167	289
	# of deliveries at Zero Point/Reception Center/Transit Center	1	0
	# of CBA women (15-49) received RH services	353	100
	# of beneficiaries reached with family planning information and counselling	121	420
	# of women, girls, boys and men received health services	5611	2369
	# of women, girls, boys, and men received Psychosocial services	2084	529
	# of IDPs, Returnees and HC reached through awareness raising sessions about available services	2429	2133
	# of individuals referred for to a static health facility (cost of services at health facility is covered)	0	10
	# of individuals referred for to a static health facility (cost of services at health facility not covered)	63	0
	# of women received primary health services (NOT INCLUDING immunization)	1314	578
	# of girls received primary health services (NOT INCLUDING immunization)	449	218
	# of boys received primary health services (NOT INCLUDING immunization)	504	234
	# of men received primary health services (NOT INCLUDING immunization)	633	495
	# of women and men received Mental Health and Psychosocial services	363	32
	# of girls and boys received Mental Health and Psychosocial services	59	3
	# of 10+yrs receiving immunization	4799	3734
	# of under 5 children received immunization	5973	1411
Transport	# of individuals who receive Cash for Transport	2967	4722
Infrastructure / Facilities	# of individuals who receive hotmeal/refreshments at the transit centers	2946	4175
	# of individuals provided with overnight accommodations at the transit centers	0	230
EORE	# of individuals receiving EORE	1256	930

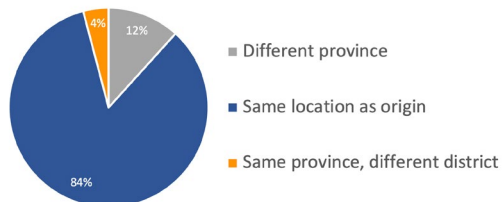
In Spin Boldak and Torkham, a total of **1,871 individuals** received assistance as part of the **voluntary repatriation program**.

## INTENDED AREAS OF RETURN



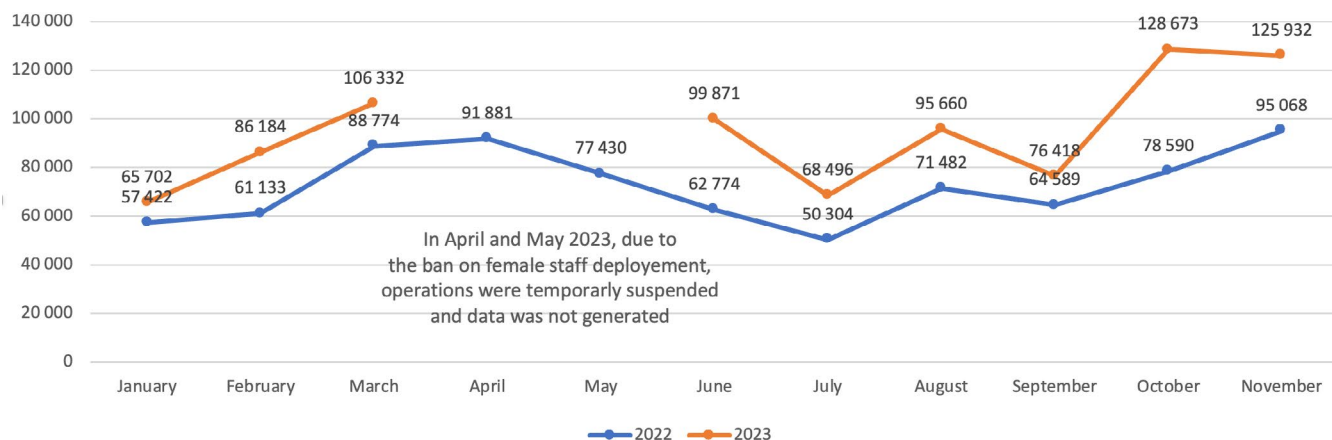
## LOCATION OF ORIGIN VS. LOCATION OF RETURN

(UNDOCUMENTED/ACC RETURNÉES)



Cumulative data collected during the provision of assistance at the Spin Boldak and Torkham border crossing points indicate the vast majority of returnees (88%) aim to return to their provinces of origin, with 84% planning to resettle to their district of origin. The majority of returnees aim to resettle in Nangarhar, Kandahar, Kunar, Kabul, and Kunduz.

## UNDOCUMENTED RETURNS FROM IRAN - 2022 VS 2023



## THE BORDER CONSORTIUM IS MADE OF



Save the Children

