

BORDER CONSORTIUM EMERGENCY BORDER OPERATIONS

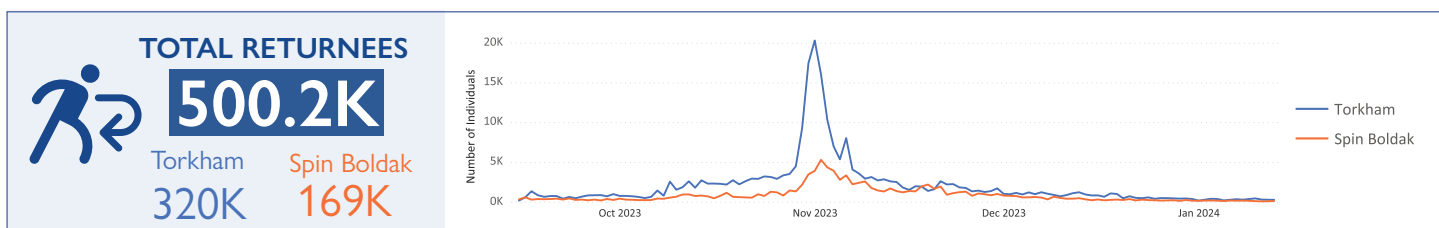
31 DECEMBER 2023 - 13 JANUARY 2024



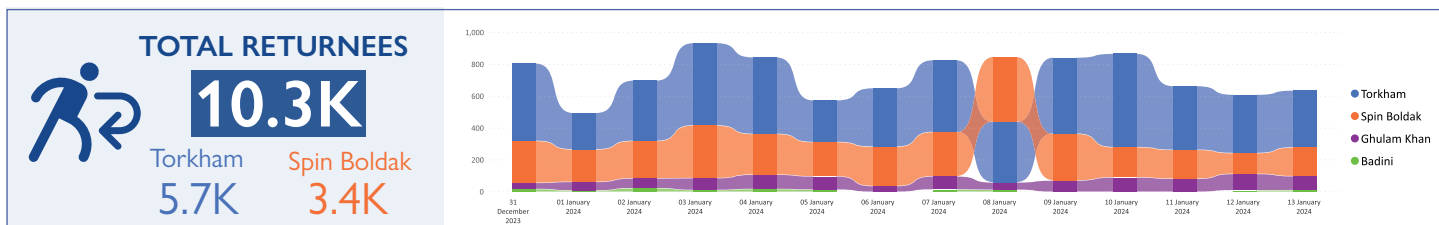
WFP and partners provide cash assistance in Torkham. Photo: Mina Nazari /IOM 2023

RETURNEE INFLOW FROM PAKISTAN

15 SEP 2023 - 13 JAN 2024



31 DEC 2023- 13 JAN 2024



FIND OUR DATA ONLINE ON [OUR INTERACTIVE DASHBOARD](#)

Since 15 September, there has been a notable surge in the number of returnees to Afghanistan, taking place primarily through the Torkham and Spin Boldak border crossings. The announcement on 3 October by Pakistan's national Apex Committee of the plan¹ to repatriate over a million foreigners without valid documents, mostly Afghans triggered a consistent and steep increase in the number of undocumented and ACC holders crossing the border points. This culminated at the beginning of November in line with the ultimatum of 1 November given to illegal foreigners residing in Pakistan by Pakistan's Minister of Interior. There have been nearly 490,000 returnees recorded during this period, with numbers increasing from less than 200 per day in early October to more than 25,000 by early November. This influx, consisting largely of forced returns, also includes a large number of deportations. Since the initial peak around November 1st, the number of individuals crossing these official border points have consistently decreased but remains higher than pre-September 15th.

¹ <https://data2.unhcr.org/en/situations/afghanistan>

RETURNEE ASSISTANCE

CUMULATIVE TOTALS

RETURNEES ASSISTED 15 SEP 23 - 13 JAN 24



476,493

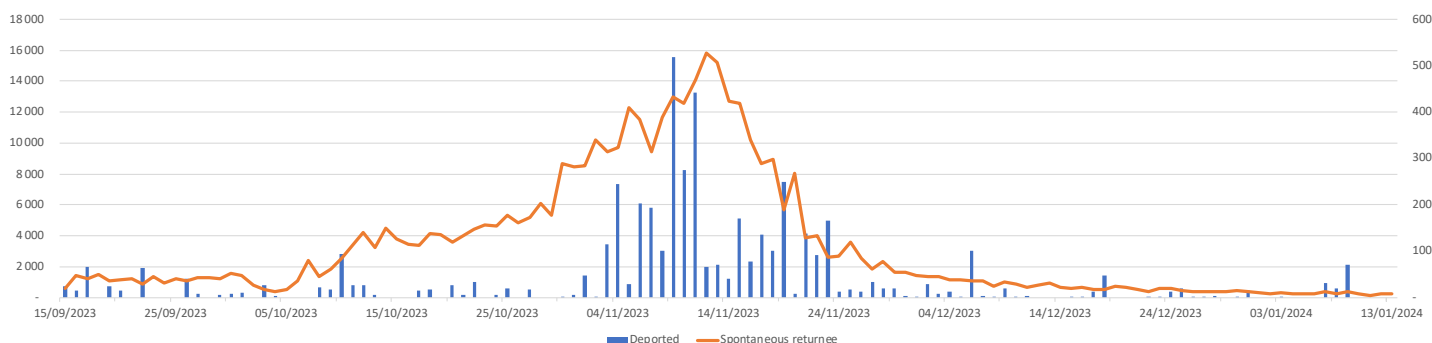
TOTAL FOR REPORTING PERIOD

RETURNEES ASSISTED 31 DEC 23- 13 JAN 24



9,195

DAILY TRENDS



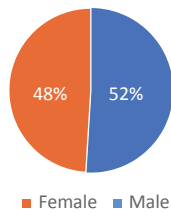
Consortium Partners have progressively scaled up and adjusted operations at both Spin Boldak and Torkham Border Points to respond to the significant increased on returns since mid-September 2023, in coordination with the DFA. Currently, the capacity of partners maintained at these locations allow for assistance provision the day of arrival. In addition to the Consortium partners' response, the DFA provides each family with cash assistance (10,000 Afghani) and a sim card.

RETURNEES ASSISTED DURING THE REPORTING PERIOD



	31 Dec	01 Jan	02 Jan	03 Jan	04 Jan	05 Jan	06 Jan	07 Jan	08 Jan	09 Jan	10 Jan	11 Jan	12 Jan	13 Jan	31 Dec - 13 Jan	24 Sept - 13 Jan
Forced ret.	422	315	262	343	259	261	264	413	272	386	284	141	225	260	4,107	405 027
Dep.	16	0	0	1	0	0	0	31	20	70	0	0	0	0	138	4 692
Ass. VolRep (PoR)	259	30	39	28	118	0	0	96	14	28	55	42	0	0	709	23 676
PoR Holders	81	26	70	31	41	0	0	93	50	42	56	34	0	0	524	18 506
HH member of PoR holder without PoR	19	11	38	9	17	0	0	34	19	20	13	14	0	0	194	8 835
Other assisted Ret.	199	11	255	192	252	0	0	314	361	552	716	671	0	0	3,523	15 757
Total ret. assisted per day	996	393	664	604	687	261	264	981	736	1 098	1 124	902	225	260	9 195	476 493

GENDER OF ASSISTED RETURNEES (CUMULATIVE)



The accumulation of demographic information collected during registration identifies the majority of assisted returnees are children and adolescents (62%). Approximately 20% of returnees are children under 5. Additionally, the demographics indicate that 48% of assisted returnees are women.

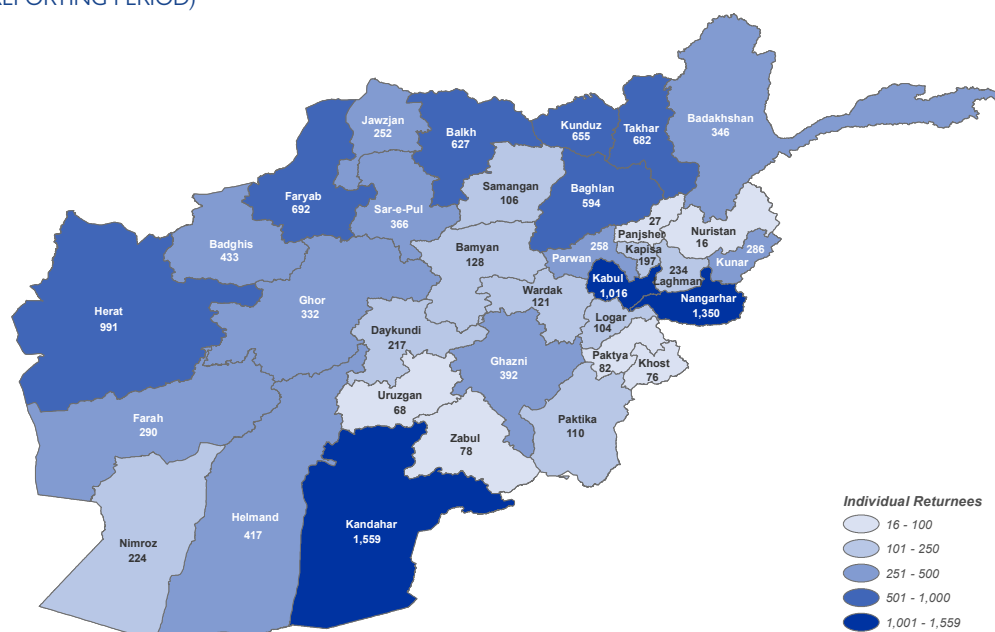
SERVICES PROVIDED & BENEFICIARIES PER LOCATION (REPORTING PERIOD)

Sector	Indicator	TORKH.	SPIN B.
UASC / CP	# of unaccompanied and Separated Children identified and supported	9	19
Nutrition	# of children 6-59 months screened for malnutrition (for wasting)	776	413
Nutrition	# of children 6 -59 months with severe acute malnutrition (SAM) admitted for treatment	28	16
Nutrition	# of Moderate Acute Malnutrition (MAM) admitted for treatment	104	193
Nutrition	# of PLWs screening	56	223
Nutrition	# of PLWs MAM admitted for treatment	61	100
WASH	# of people accessing a safe water for drinking, cooking and personal hygiene	14450	6496
WASH	# of people gain access to sanitation facilities	3700	3818
WASH	# of people reached with hygiene promotion	7303	2889
MPCA	# of individuals who receive partial MPCA (food basket removed)	956	1042
Food	# of individuals who receive cash for food (food basket portion of MPCA)	1267	1652
Food	# of individuals who receive Fortified Biscuits	2468	2989
ICLA	# of individuals who receive information on HLP, LID, essential rights, and/or ELP	1326	2320
ICLA	# of individuals who receive counseling on HLP, LID, essential rights, and/or ELP	65	41
Protection	# of KIIs conducted for Border Protection Monitoring	0	16
Protection	# of protection monitoring visits conducted at border points	12	9
Protection	# of protection monitoring interviews with returnees conducted at the border	179	1347
Protection	# of returnees assessed as having protection concerns at the BP and referred for case management support in AORs	50	15
Protection	# of returnees benefitting from awareness raising and community based protection mechanisms	191	622
Protection	# of returnees provided with emergency accommodation	0	785
Protection	# of returnees provided with emergency flights to final destination	554	871
Protection	# of returnees provided with dignity kits	0	265
Protection	# of individuals supported with PFA	97	0
Protection	# of families supported with provision of information regarding the organizations providing services to returnees	282	0
Protection	# of children benefited from Child Friendly Space (CFS) activities	624	0
Health	# of women received first ANC services	455	462
Health	# of women received first PNC services	209	490
Health	# of deliveries at Zero Point/Reception Center/Transit Center	9	0
Health	# of CBA women (15-49) received RH services	743	1480
Health	# of beneficiaries reached with family planning information and counselling	170	423
Health	# of women, girls, boys and men received health services	4180	3249
Health	# of women, girls, boys, and men received Psychosocial services	2181	1574
Health	# of IDPs, Returnees and Host communities reached through awareness raising sessions about available services	2462	3142
Health	# of individuals referred for to a static health facility (cost coverage of health services at health facility is covered)	2	0
Health	# of individuals referred for to a static health facility (cost coverage of health services at health facility not covered)	29	0
Health	# of women received primary health services (NOT INCLUDING immunization)	567	825
Health	# of girls received primary health services (NOT INCLUDING immunization)	336	167
Health	# of boys received primary health services (NOT INCLUDING immunization)	222	210
Health	# of men received primary health services (NOT INCLUDING immunization)	351	753
Health	# of women and men received Mental Health and Psychosocial services	231	89
Health	# of girls and boys received Mental Health and Psychosocial services	299	0
Health	# of 10+yrs receiving immunization	52	2243
Health	# of under 5 children received immunization	224	775
Transport	# of individuals who receive Cash for Transport	1876	2356
Infra. / Facilities	# of individuals who receive hotmeal/refreshments at the transit centers	1876	2319
Infra. / Facilities	# of individuals provided with overnight accommodations at the transit centers	0	283
EORE	# of individuals receiving EORE	737	2351

In Spin Boldak and Torkham, a total of **709 individuals** received assistance as part of the **voluntary repatriation program**

INTENDED AREAS OF RETURN

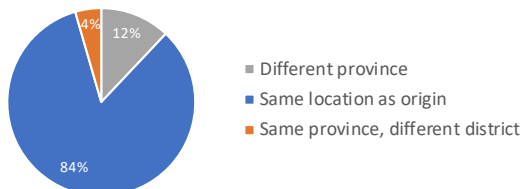
(REPORTING PERIOD)



Return Province	Returnees
Kandahar	1,559
Nangarhar	1,350
Kabul	1,016
Herat	991
Faryab	692
Takhar	682
Kunduz	655
Balkh	627
Baghlan	594
Badghis	433
Helmand	417
Ghazni	392
Sar-e-Pul	366
Badakhshan	346
Ghor	332
Farah	290
Kunar	286
Parwan	258
Jawzjan	252
Laghman	234
Nimroz	224
Daykundi	217
Kapisa	197
Bamyan	128
Wardak	121
Paktika	110
Samangan	106
Logar	104
Paktya	82
Zabul	78
Khost	76
Uruzgan	68
Panjshir	27
Nuristan	16

LOCATION OF ORIGIN VS. LOCATION OF RETURN

(CUMULATIVE)



Cumulative data collected during the provision of assistance at the Spin Boldak and Torkham border crossing points indicate the vast majority of returnees (87%) aim to return to their provinces of origin, with 83% planning to resettle to their district of origin. The majority of returnees aim to resettle in Nangarhar, Kandahar, Kunar, Kabul, and Kunduz.

UNDOCUMENTED RETURNS FROM IRAN - 2022 VS 2023

