

# BORDER CONSORTIUM

## EMERGENCY BORDER OPERATIONS

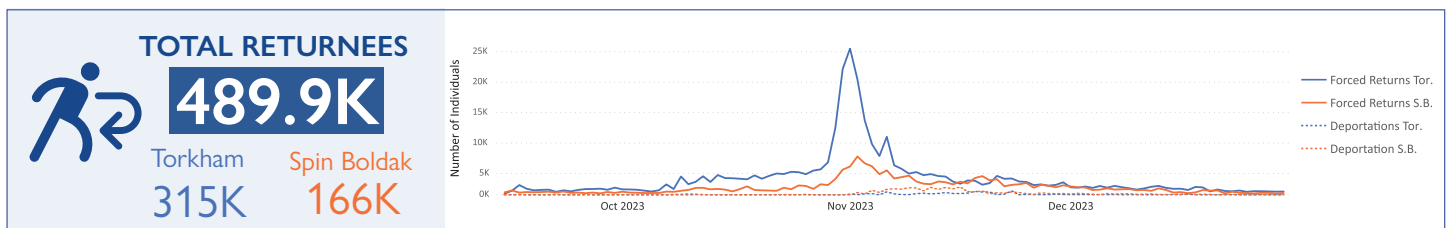
24 DECEMBER - 30 DECEMBER 2023



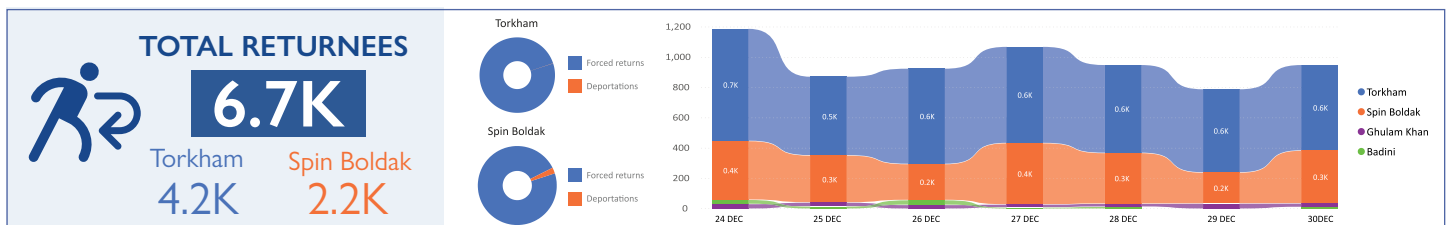
A UNICEF partner provides medication to a woman returning from Pakistan in Torkham. Photo: Mina Nazari/IOM 2023

### RETURNEE INFLOW FROM PAKISTAN

15 SEP - 30 DEC 2023



24 DEC - 30 DEC 2023



FIND OUR DATA ONLINE ON [OUR INTERACTIVE DASHBOARD](#)

Since 15 September, there has been a notable surge in the number of returnees to Afghanistan, taking place primarily through the Torkham and Spin Boldak border crossings. The announcement on 3 October by Pakistan's national Apex Committee of the plan<sup>1</sup> to repatriate over a million foreigners without valid documents, mostly Afghans triggered a consistent and steep increase in the number of undocumented and ACC holders crossing the border points. This culminated at the beginning of November in line with the ultimatum of 1 November given to illegal foreigners residing in Pakistan by Pakistan's Minister of Interior. There have been nearly 490,000 returnees recorded during this period, with numbers increasing from less than 200 per day in early October to more than 25,000 by early November. This influx, consisting largely of forced returns, also includes a large number of deportations. Since the initial peak around November 1st, the number of individuals crossing these official border points have consistently decreased but remains higher than pre-September 15th.

<sup>1</sup> <https://data2.unhcr.org/en/situations/afghanistan>

## KEY FIGURES

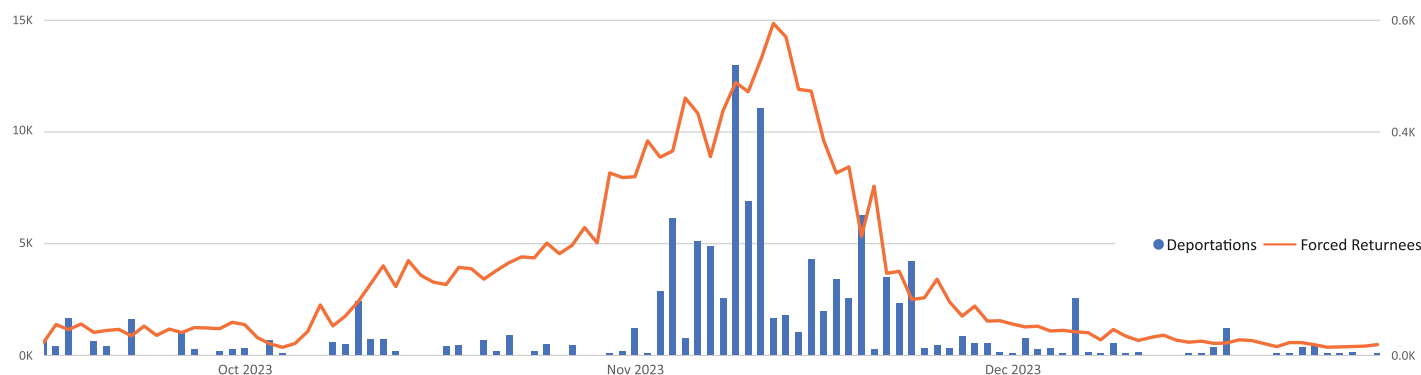
RETURNEES ASSISTED 15 SEP - 30 DEC 2023

**467,298**

RETURNEES ASSISTED 24 DEC - 30 DEC 2023

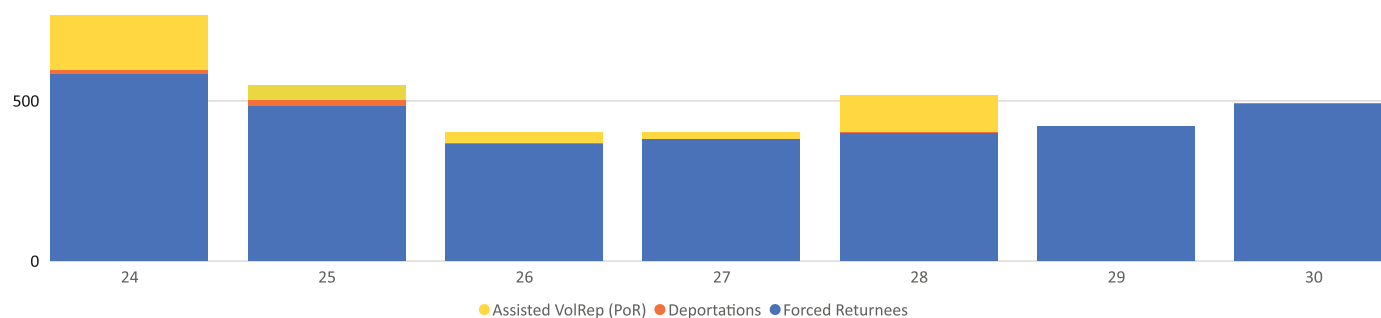
**5,144**

## ASSISTED RETURNEES TO AFGHANISTAN



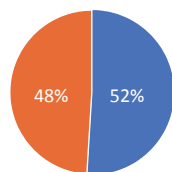
Consortium Partners have progressively scaled up and adjusted operations at both Spin Boldak and Torkham Border Points to respond to the significant increased on returns since mid-September 2023, in coordination with the DFA. Currently, the capacity of partners maintained at these locations allow for assistance provision the day of arrival. In addition to the Consortium partners' response, the DFA provides each family with cash assistance (10,000 Afghani) and a sim card.

## NUMBER OF BENEFICIARIES PROVIDED WITH ASSISTANCE



	24 Dec	25 Dec	26 Dec	27 Dec	28 Dec	29 Dec	30 Dec	10-16 Dec	24 Sept 30 Dec
Forced returnees	583	483	366	380	398	419	491	3 120	<b>400 920</b>
Deportations	14	19	1	1	4	0	1	40	<b>4 554</b>
Assisted VolRep (PoR)	170	45	32	21	113	0	0	381	<b>22 967</b>
PoR Holders	166	20	192	113	117	0	0	608	<b>17 982</b>
Household member of a PoR holder without a PoR	41	13	36	31	37	0	0	158	<b>8 641</b>
Other Assisted Returnee	141	5	317	180	194	0	0	837	<b>12 234</b>
Total retunees assisted per day	<b>1 115</b>	<b>585</b>	<b>944</b>	<b>726</b>	<b>863</b>	<b>419</b>	<b>492</b>	<b>5 144</b>	<b>467 298</b>

## GENDER OF RETURNEES (CUMULATIVE)



Female Male

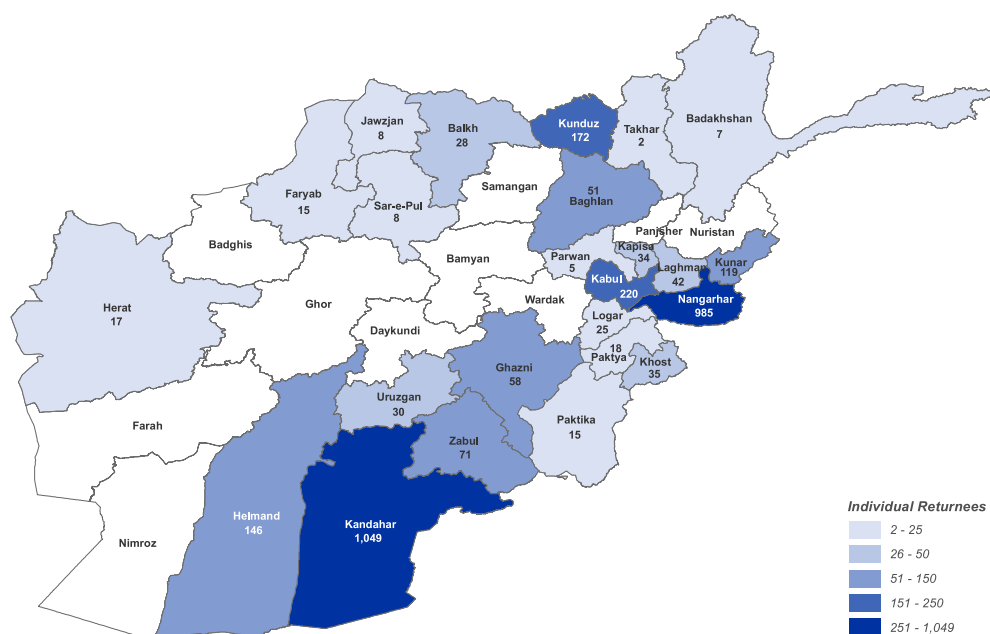
The accumulation of demographic information collected during registration identifies the majority of assisted returnees are children and adolescents (62%). Approximately 20% of returnees are children under 5. Additionally, the demographics indicate that 48% of assisted returnees are women.

## BORDER CROSSING POINTS BENEFICIARIES AND SERVICES

Sector	Indicator	TORKH.	SPIN B.
UASC / CP	# of unaccompanied and Separated Children identified and supported	3	11
Nutrition	# of children 6-59 months screened for malnutrition (for wasting)	1264	1005
Nutrition	# of children 6 -59 months with severe acute malnutrition (SAM) admitted for treatment	19	49
Nutrition	# of Moderate Acute Malnutrition (MAM) admitted for treatment	219	87
Nutrition	# of PLWs screening	244	141
Nutrition	# of PLWs MAM admitted for treatment	195	112
WASH	# of people accessing a safe water for drinking, cooking and personal hygiene	8933	2598
WASH	# of people gain access to sanitation facilities	3900	2193
WASH	# of people reached with hygiene promotion	6430	1844
MPCA	# of individuals who receive partial MPCA (food basket removed)	1494	1754
Food	# of individuals who receive cash for food (food basket portion of MPCA)	0	343
Food	# of individuals who receive Fortified Biscuits	2094	1899
ICLA	# of individuals who receive information on HLP, LID, essential rights, and/or ELP	990	2368
ICLA	# of individuals who receive counseling on HLP, LID, essential rights, and/or ELP.	31	0
Protection	# of KIIs conducted for Border Protection Monitoring	0	8
Protection	# of protection monitoring visits conducted at border points	7	4
Protection	# of protection monitoring interviews with returnees conducted at the border	107	707
Protection	# of ret. assessed as having protection concerns at the border and ref. for case management supp. in AORs	24	18
Protection	# of returnees benefitting from awareness raising and community based protection mechanisms	104	628
Protection	# of returnees provided with emergency accommodation	0	418
Protection	# of returnees provided with emergency flights to final destination	328	871
Protection	# of individuals supported with PFA	63	0
Protection	# of individuals supported with MHPSS	269	0
Protection	# of families supported with provision of information regarding services to returnees	201	0
Health	# of women received first ANC services	447	235
Health	# of women received first PNC services	207	279
Health	# of deliveries at Zero Point/Reception Center/Transit Center	7	0
Health	# of CBA women (15-49) received RH services	810	470
Health	# of beneficiaries reached with family planning information and counselling	145	317
Health	# of women, girls, boys and men received health services	4771	2034
Health	# of women, girls, boys, and men received Psychosocial services	1307	834
Health	# of IDPs, Ret. and HC reached through awareness raising sessions about available services	2911	1114
Health	# of individuals referred for to a static health facility (cost coverage covered)	1305	0
Health	# of individuals referred for to a static health facility (cost coverage not covered)	8	0
Health	# of women received primary health services (NOT INCLUDING immunization)	1784	537
Health	# of girls received primary health services (NOT INCLUDING immunization)	543	85
Health	# of boys received primary health services (NOT INCLUDING immunization)	445	96
Health	# of men received primary health services (NOT INCLUDING immunization)	1069	458
Health	# of women and men received Mental Health and Psychosocial services	216	34
Health	# of 10+yrs receiving immunization	95	1161
Health	# of under 5 children received immunization	124	897
Transport	# of individuals who receive Cash for Transport	1495	1578
Infra. / Facilities	# of individuals who receive hotmeal/refreshments at the transit centers	1495	1529
Infra. / Facilities	# of individuals provided with overnight accommodations at the transit centers	0	237
EORE	# of individuals receiving EORE	658	1724

In Spin Boldak and Torkham, a total of **381 individuals** received assistance as part of the **voluntary repatriation program**

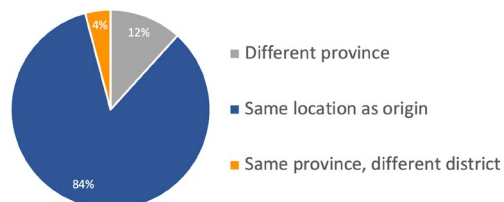
## INTENDED AREAS OF RETURN



Return Province	Returnees
Kandahar	1,049
Nangarhar	985
Kabul	220
Kunduz	172
Helmand	146
Kunar	119
Zabul	71
Ghazni	58
Baghlan	51
Laghman	42
Khost	35
Kapisa	34
Uruzgan	30
Balkh	28
Logar	25
Paktia	18
Herat	17
Paktika	15
Faryab	15
Sar-e-Pul	8
Jawzjan	8
Badakhshan	7
Parwan	5
Takhar	2

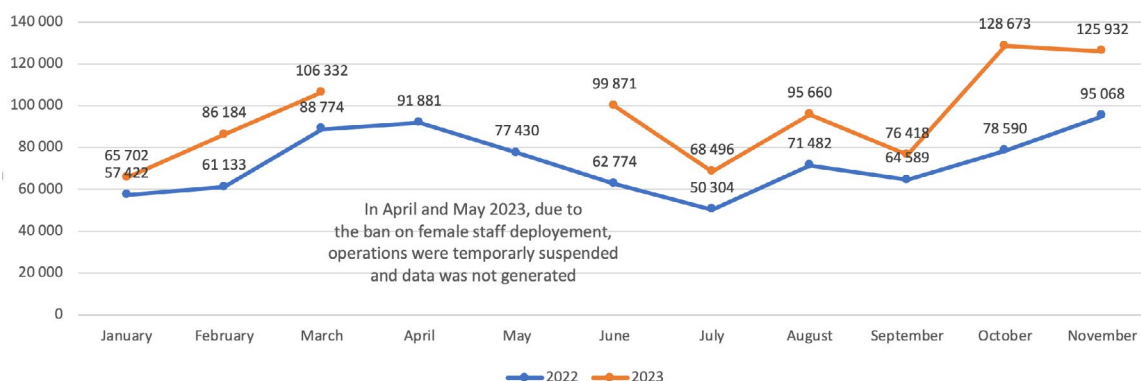
## LOCATION OF ORIGIN VS. LOCATION OF RETURN

(UNDOCUMENTED/ACC RETURNÉES)



Cumulative data collected during the provision of assistance at the Spin Boldak and Torkham border crossing points indicate the vast majority of returnees (88%) aim to return to their provinces of origin, with 84% planning to resettle to their district of origin. The majority of returnees aim to resettle in Nangarhar, Kandahar, Kunar, Kabul, and Kunduz.

## UNDOCUMENTED RETURNS FROM IRAN - 2022 VS 2023



105K+ individuals have been reported to have returned from Iran since the beginning of December.