

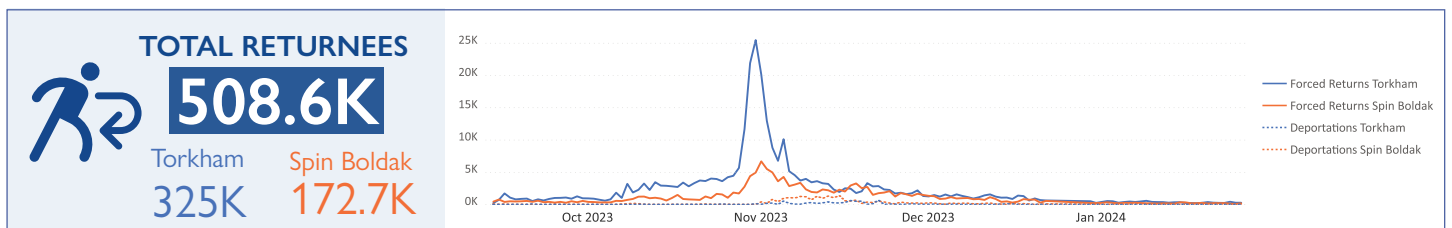
BORDER CONSORTIUM EMERGENCY BORDER OPERATIONS

14 - 27 JANUARY 2024

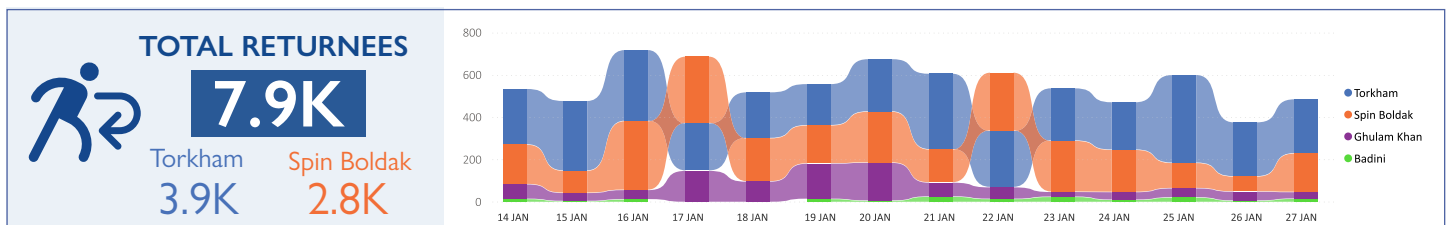


RETURNEE INFLOW FROM PAKISTAN

15 SEP 2023 - 27 JAN 2024



14 - 27 JAN 2024




FIND OUR DATA ONLINE ON [OUR INTERACTIVE DASHBOARD](#)

Since 15 September, there has been a notable surge in the number of returnees to Afghanistan, taking place primarily through the Torkham and Spin Boldak border crossings. The announcement on 3 October by Pakistan's national Apex Committee of the plan to repatriate over a million foreigners without valid documents, mostly Afghans triggered a consistent and steep increase in the number of undocumented and ACC holders crossing the border points. This culminated at the beginning of November in line with the ultimatum of 1 November given to illegal foreigners residing in Pakistan by Pakistan's Minister of Interior. There have been over 508,000 returnees recorded up to 27 January 2024, with numbers increasing from less than 200 per day in early October to more than 25,000 by early November. This influx, consisting largely of forced returns, also includes a large number of deportations. The number of individuals crossing these official border points is back to pre-crisis levels, but partners continue to monitor the situation closely to anticipate any future influx.

RETURNEE ASSISTANCE

CUMULATIVE TOTALS


RETURNEES ASSISTED 15 SEP 23 - 27 JAN 24



487,262

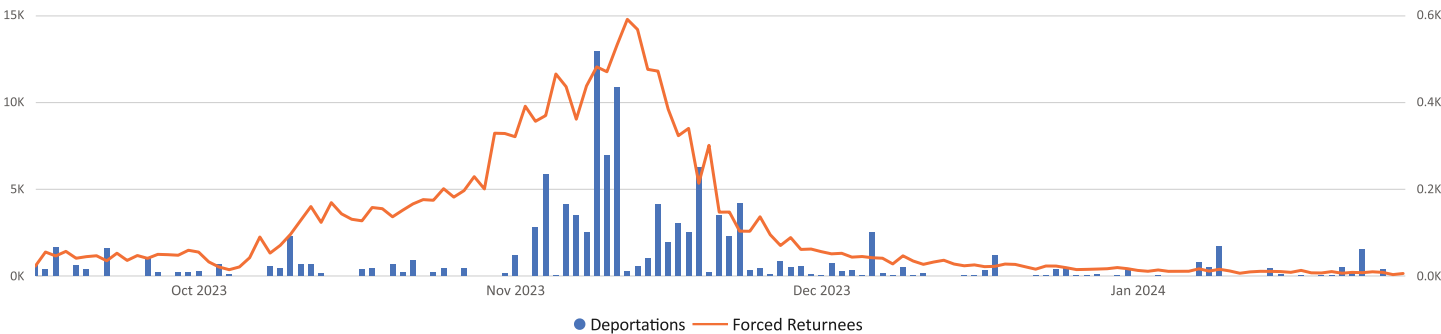
TOTAL FOR REPORTING PERIOD

RETURNEES ASSISTED 14 - 27 JAN 24



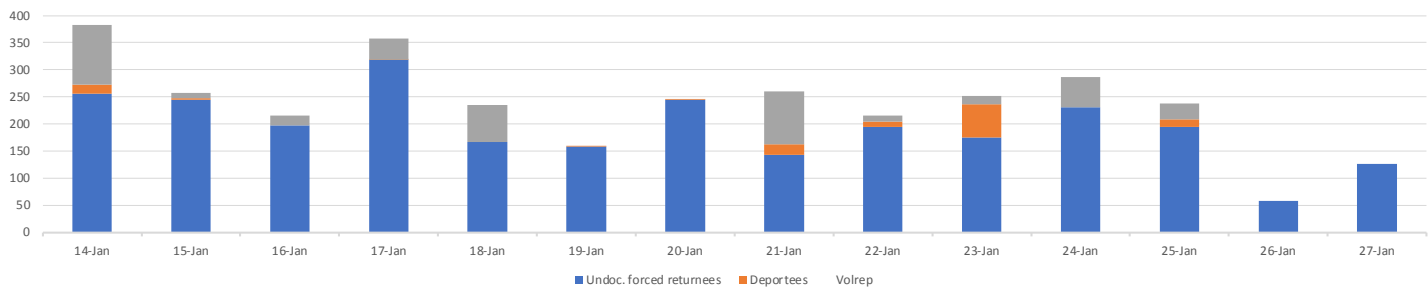
8,916

DAILY TRENDS



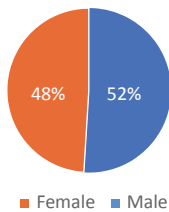
Consortium Partners have progressively scaled up and adjusted operations at both Spin Boldak and Torkham Border Points to respond to the significant increased on returns since mid-September 2023, in coordination with the DFA. Currently, the capacity of partners maintained at these locations allow for assistance provision the day of arrival. In addition to the Consortium partners' response, the DFA provides each family with cash assistance (10,000 Afghani) and a sim card.

RETURNEES ASSISTED DURING THE REPORTING PERIOD



	14 Jan	15 Jan	16 Jan	17 Jan	18 Jan	19 Jan	20 Jan	21 Jan	22 Jan	23 Jan	24 Jan	25 Jan	26 Jan	27 Jan	14 - 27 Jan	15 Sept 27 Jan
Undoc. Forced returnees	256	244	197	318	167	158	244	143	195	175	231	195	58	126	2,707	409,854
Deportations	17	3	0	1	0	1	1	20	9	61	0	14	0	0	127	4,552
Ass. VolRep (PoR) (UNHCR)	109	10	18	39	68	0	0	97	11	16	55	29	0	0	452	24,128
PoR Holders (UNHCR)	49	71	31	22	42	0	0	99	32	20	32	18	0	0	416	18,922
HH member of PoR holder without PoR (UNHCR)	15	19	11	7	19	0	0	33	13	19	10	15	0	0	161	8,996
Other assited Ret. (UNHCR)	779	317	475	492	253	0	0	642	536	597	646	316	0	0	5,053	20,810
Total ret. assisted per day	1225	664	732	879	549	159	245	1034	796	888	974	587	58	126	8,916	487,262

GENDER OF ASSISTED RETURNEES (CUMULATIVE)



The accumulation of demographic information collected during registration identifies the majority of assisted returnees are children and adolescents (62%). Approximately 20% of returnees are children under 5. Additionally, the demographics indicate that 48% of assisted returnees are women.

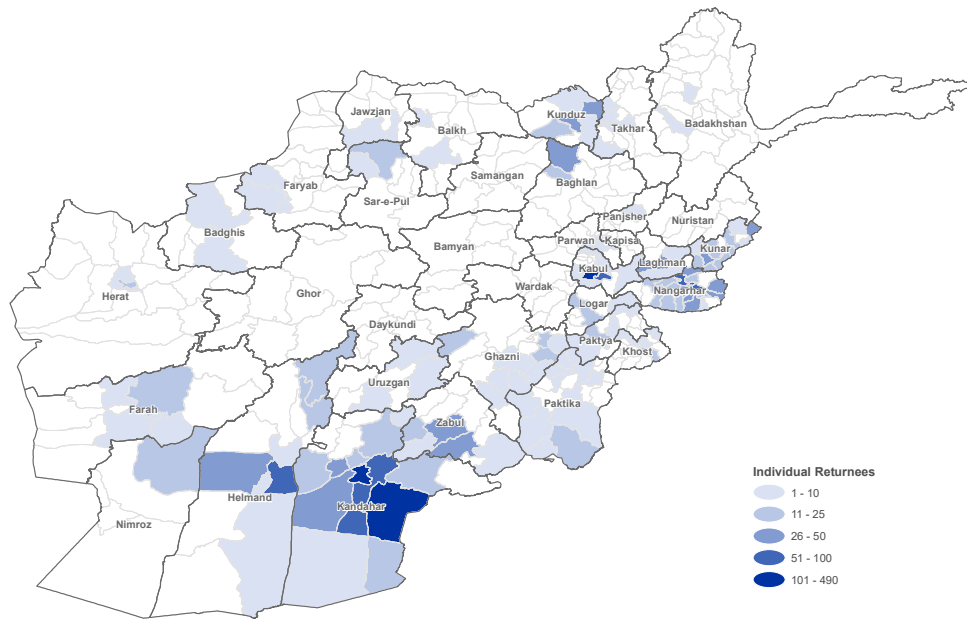
SERVICES PROVIDED & BENEFICIARIES PER LOCATION (REPORTING PERIOD)

Sector	Indicator	TORKH.	SPIN B.
UASC / CP	#of unaccompanied and Separated Children identified and supported	14	58
Nutrition	#of children 6-59 months screened for malnutrition (for wasting)	1394	1130
Nutrition	#of children 6 -59 months with severe acute malnutrition (SAM) admitted for treatment	38	57
Nutrition	#of Moderate Acute Malnutrition (MAM) admitted for treatment	104	46
Nutrition	#of PLWs screening	34	241
Nutrition	#of PLWs MAM admitted for treatment	36	64
WASH	#of people accessing a safe water for drinking, cooking and personal hygiene	14700	3564
WASH	#of people gain access to sanitation facilities	3700	3477
WASH	#of people reached with hygiene promotion	5962	2438
MPCA	#of individuals who receive partial MPCA (food basket removed)	740	781
Food	#of individuals who receive cash for food (food basket portion of MPCA)	994	1316
Food	#of individuals who receive Fortified Biscuits	2037	2317
ICLA	#of individuals who receive information on HLP, LID, essential rights, and/or ELP	735	1194
ICLA	#of individuals who receive counseling on HLP, LID, essential rights, and/or ELP.	46	19
Protection	#of KIIs conducted for Border Protection Monitoring	0	16
Protection	#of protection monitoring visits conducted at border points	12	4
Protection	#of protection monitoring interviews with returnees conducted at the border	210	1337
Protection	#of returnees assessed as having protection concerns at the BCP and referred for case management support in AOR	21	8
Protection	#of returnees provided with counselling (including victims of trafficking and exploitation)	0	0
Protection	#of returnees benefitting from awareness raising and community based protection mechanisms	25	269
Protection	#of returnees provided with emergency accommodation	0	475
Protection	#of returnees provided with emergency flights to final destination	488	314
Protection	#of returnees provided with dignity kits	0	314
Protection	#of returnees provided with MHM kits	0	51
Protection	#of families supported with provision of information regarding the organizations providing services to returnees	287	0
Protection	#of children benefited from Child Friendly Space (CFS) activities	835	0
Health	#of women received first ANC services	267	412
Health	#of women received first PNC services	158	324
Health	#of deliveries at Zero Point/Reception Center/Transit Center	9	0
Health	#of CBA women (15-49) received RH services	400	923
Health	#of beneficiaries reached with family planning information and counselling	187	271
Health	#of women, girls, boys and men received health services	5687	3621
Health	#of women, girls, boys, and men received Psychosocial services	4758	1991
Health	#of IDPs, Returnees and Host communities reached through awareness raising sessions about available services	5790	4916
Health	#of individuals referred for to a static health facility (cost coverage of health services at health facility is covered)	7	0
Health	#of individuals referred for to a static health facility (cost coverage of health services at health facility not covered)	16	0
Health	#of women received primary health services (NOT INCLUDING immunization)	2252	1061
Health	#of girls received primary health services (NOT INCLUDING immunization)	851	236
Health	#of boys received primary health services (NOT INCLUDING immunization)	739	298
Health	#of men received primary health services (NOT INCLUDING immunization)	1515	851
Health	#of women and men received Mental Health and Psychosocial services	524	102
Health	#of girls and boys received Mental Health and Psychosocial services	11	0
Health	#of 10+yrs receiving immunization	154	544
Health	#of under 5 children received immunization	1576	637
Transport	#of individuals who receive Cash for Transport	1364	1693
Infra. / Facilities	#of individuals who receive hotmeal/refreshments at the transit centers	1364	1693
Infra. / Facilities	#of individuals provided with overnight accommodations at the transit centers	0	141
EORE	#of individuals receiving EORE	455	1726

In Spin Boldak and Torkham, a total of **452 individuals** received assistance as part of the **voluntary repatriation program**

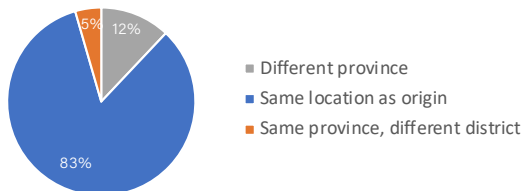
INTENDED AREAS OF RETURN

(REPORTING PERIOD)



LOCATION OF ORIGIN VS. LOCATION OF RETURN

(CUMULATIVE)



Cumulative data collected during the provision of assistance at the Spin Boldak and Torkham border crossing points indicate the vast majority of returnees (88%) aim to return to their provinces of origin, with 83% planning to resettle to their district of origin. The majority of returnees aim to resettle in Nangahar, Kandahar, Kunar, Kabul, and Kunduz.

UNDOCUMENTED RETURNS FROM IRAN - LAST 12 MONTHS

