

# BORDER CONSORTIUM EMERGENCY BORDER OPERATIONS

25 FEBRUARY - 09 MARCH 2024



## RETURNEE INFLOW FROM PAKISTAN

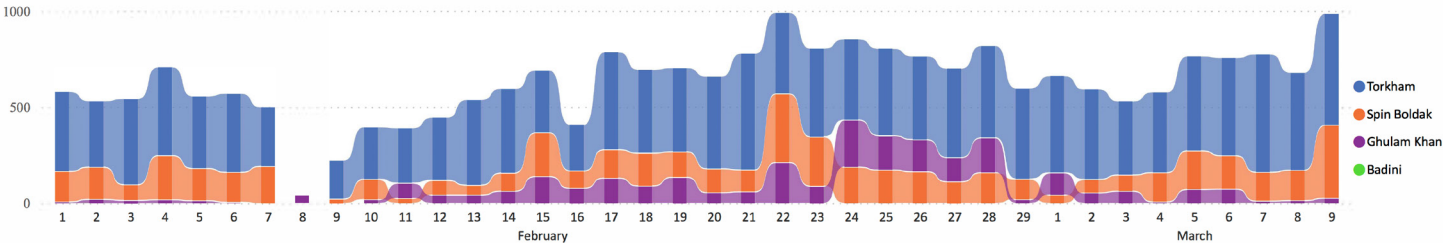
15 SEP 2023 - 09 MAR 2024



25 FEB - 09 MAR 2024



## RECENT TRENDS - 01 FEB - 09 MAR 2024



FIND OUR DATA ONLINE ON [OUR INTERACTIVE DASHBOARD](#)

Since 15 September, there has been a notable surge in the number of returnees to Afghanistan, taking place primarily through the Torkham and Spin Boldak border crossings, following the announcement on 3 October by Pakistan's national Apex Committee of the plan to repatriate over a million foreigners without valid documents, mostly Afghans. There have been over 534,000 returnees recorded up to 09 March 2024, with numbers increasing from less than 200 per day in early October to more than 25,000 by early November.

It has been reported that early March 2024, the Pakistan federal interior ministry has issued orders to resume the repatriation process, targeting primarily Afghan Citizen Card (ACC) holders, starting from April 15, 2024. The Border Consortium will closely monitor the situation in coordination with IOM and UNHCR Pakistan, and will promptly relay confirmed updates, while actively working with partners on a preparedness plan.

## RETURNEE ASSISTANCE

### CUMULATIVE TOTAL

RETURNEES ASSISTED 15 SEP 23 - 09 MAR 24



**500,908**

### TOTAL FOR REPORTING PERIOD

RETURNEES ASSISTED 25 FEB - 09 MAR 24

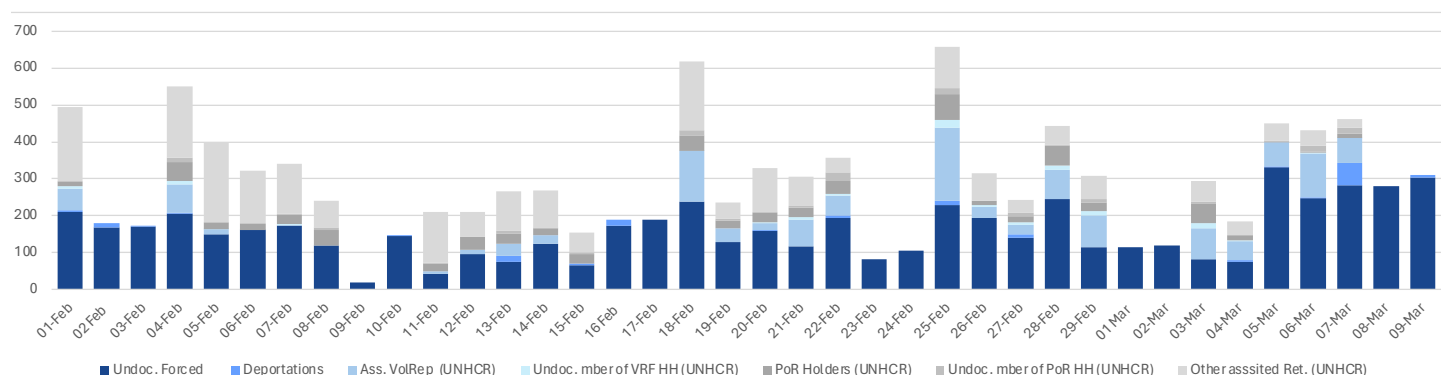


**4,611**

### PREPAREDNESS

In light of the recent developments from Pakistan (see first page), the Border Consortium is reviewing its contingency plan for the Pakistan border and working with the regional Consortium coordination groups to assess partners' capacity to maintain or scale up their operations after 15 April. The Consortium will also update its 2023/2024 Border appeal to reflect the latest trends and related needs, and will actively engage with partners and donors to anticipate gaps and ensure adequate resources are available in case of a renewed influx.

### DAILY TRENDS - 01 FEB - 09 MAR 2024

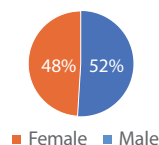


Consortium Partners have progressively scaled up and adjusted operations at both Spin Boldak and Torkham Border Points to respond to the significant increased on returns since mid-September 2023, in coordination with the DFA. Currently, the capacity of partners maintained at these locations allow for assistance provision the day of arrival. In addition to the Consortium partners' response, the DFA provides each family with cash assistance (10,000 Afghani) and a sim card.

	25 Feb	26 Feb	27 Feb	28 Feb	29 Feb	01 Mar	02 Mar	03 Mar	04 Mar	05 Mar	06 Mar	07 Mar	08 Mar	09 Mar	25 Feb -09 Mar	15 Sept 09 Mar
Undoc. Forced returnees*	228	195	141	245	114	114	119	81	76	332	248	283	280	303	2759	416 655
Deportations	13	0	9	0	0	0	0	0	3	1	1	59	0	7	93	4 459
Ass. VolRep (UNHCR)	197	29	26	80	86	0	0	86	51	67	119	68	0	0	809	25 675
Undoc. mber of VRF HH (UNHCR)	21	4	7	11	12	0	0	13	3	0	3	1	0	0	75	125
PoR Holders (UNHCR)	70	12	15	53	23	0	0	54	14	1	3	11	0	0	256	19 718
Undoc. mber of PoR HH (UNHCR)	17	0	9	4	10	0	0	5	0	2	16	16	0	0	79	9 197
Other assisted Ret. (UNHCR)	111	76	35	50	63	0	0	56	37	47	41	24	0	0	540	25 079
Total ret. assisted per day	657	316	242	443	308	114	119	295	184	450	431	462	280	310	4611	500 908

\* includes 84 ACC holders who returned through Torkham and 103 who returned through Spin Boldak during the reporting period.

## GENDER OF ASSISTED RETURNEES (CUMULATIVE)



The accumulation of demographic information collected during registration identifies the majority of assisted returnees are children and adolescents (62%). Approximately 20% of returnees are children under 5. Additionally, the demographics indicate that 48% of assisted returnees are women.

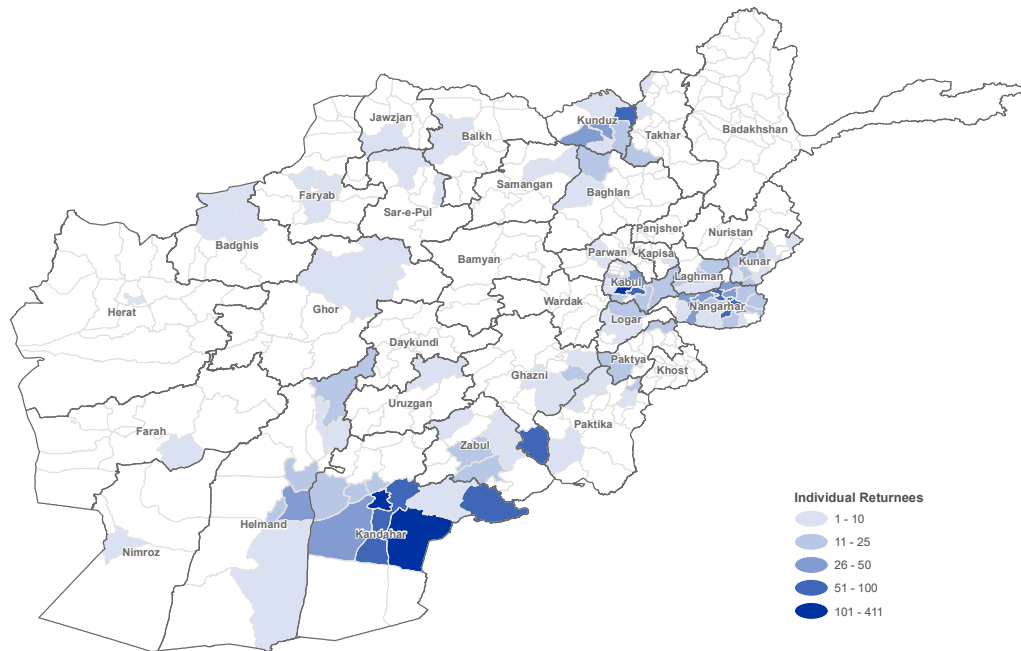
## SERVICES PROVIDED &amp; BENEFICIARIES PER LOCATION (REPORTING PERIOD)

Sector	Indicator	TORKH.	SPIN B.
UASC / CP	# of unaccompanied and Separated Children identified and supported	16	10
Nutrition	# of children 6-59 months screened for malnutrition (for wasting)	730	695
Nutrition	# of children 6 -59 months with severe acute malnutrition (SAM) admitted for treatment	17	59
Nutrition	# of Moderate Acute Malnutrition (MAM) admitted for treatment	0	165
Nutrition	# of PLWs screening	0	183
Nutrition	# of PLWs MAM admitted for treatment	0	168
WASH	# of people accessing a safe water for drinking, cooking and personal hygiene	11524	5436
WASH	# of people gain access to sanitation facilities	2554	4034
WASH	# of people reached with hygiene promotion	5714	1681
WASH	# of family hygiene kits distributed	312	1505
Food	# of individuals who receive cash for food (food basket portion of MPCA)	945	1736
Food	# of individuals who receive Fortified Biscuits	2408	3310
ICLA	# of individuals who receive information on HLP, LID, essential rights, and/or ELP	259	1094
ICLA	# of individuals who receive counseling on HLP, LID, essential rights, and/or ELP.	16	64
Protection	# of KIIs conducted for Border Protection Monitoring	0	8
Protection	# of protection monitoring visits conducted at border points	24	16
Protection	# of protection monitoring interviews with returnees conducted at the border	48	1028
Protection	# of returnees assessed as having protection concerns at the BP and referred for case management support in AORs	33	21
Protection	# of returnees provided with counselling (including victims of trafficking and exploitation)	3	20
Protection	# of returnees benefitting from awareness raising and community based protection mechanisms	83	344
Protection	# of returnees provided with emergency accommodation	0	266
Protection	# of returnees provided with emergency flights to final destination	306	433
Protection	# of returnees provided with phones and phone credit	0	22
Protection	# of individuals supported with PFA	221	20
Protection	# of families supported with provision of information regarding the organizations providing services to returnees	352	180
Protection	# of children benefited from Child Friendly Space (CFS) activities	5222	746
Protection	# of PSS kits distributed	0	89
Health	# of women received first ANC services	222	311
Health	# of women received first PNC services	85	264
Health	# of deliveries at Zero Point/Reception Center/Transit Center	6	2
Health	# of CBA women (15-49) received RH services	222	732
Health	# of beneficiaries reached with family planning information and counselling	91	258
Health	# of women, girls, boys and men received health services	4013	3505
Health	# of women, girls, boys, and men received Psychosocial services	187	1540
Health	# of people reached through awareness raising sessions about available services	604	2068
Health	# of individuals referred for to a static health facility (cost coverage of health services is covered)	1	0
Health	# of individuals referred for to a static health facility (cost coverage of health services not covered)	2	0
Health	# of women received primary health services (NOT INCLUDING immunization)	42	677
Health	# of girls received primary health services (NOT INCLUDING immunization)	43	438
Health	# of boys received primary health services (NOT INCLUDING immunization)	64	325
Health	# of men received primary health services (NOT INCLUDING immunization)	124	594
Health	# of women and men received Mental Health and Psychosocial services	26	0
Health	# of girls and boys received Mental Health and Psychosocial services	0	73
Health	# of 10+yrs receiving immunization	24	1027
Health	# of under 5 children received immunization	279	672
Transport	# of individuals who receive Cash for Transport	1407	1264
Infrastructure/ Facilities	# of individuals who receive hotmeal/refreshments at the transit centers	1416	1218
Infrastructure/ Facilities	# of individuals provided with overnight accommodations at the transit centers	66	114
EORE	# of individuals receiving EORE	891	2728

In Spin Boldak and Torkham, a total of **809 individuals** received assistance as part of the **voluntary repatriation program**

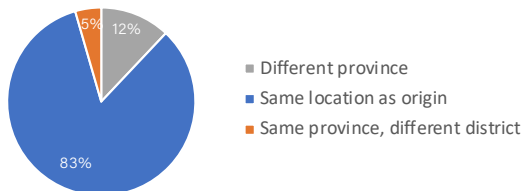
## INTENDED AREAS OF RETURN

(REPORTING PERIOD)



## LOCATION OF ORIGIN VS. LOCATION OF RETURN

(CUMULATIVE)



Cumulative data collected during the provision of assistance at the Spin Boldak and Torkham border crossing points indicate the vast majority of returnees (88%) aim to return to their provinces of origin, with 83% planning to resettle to their district of origin. The majority of returnees aim to resettle in Nangahar, Kandahar, Kunar, Kabul, and Kunduz.

## UNDOCUMENTED RETURNS FROM IRAN - LAST 12 MONTHS

