

BORDER CONSORTIUM

EMERGENCY BORDER OPERATIONS

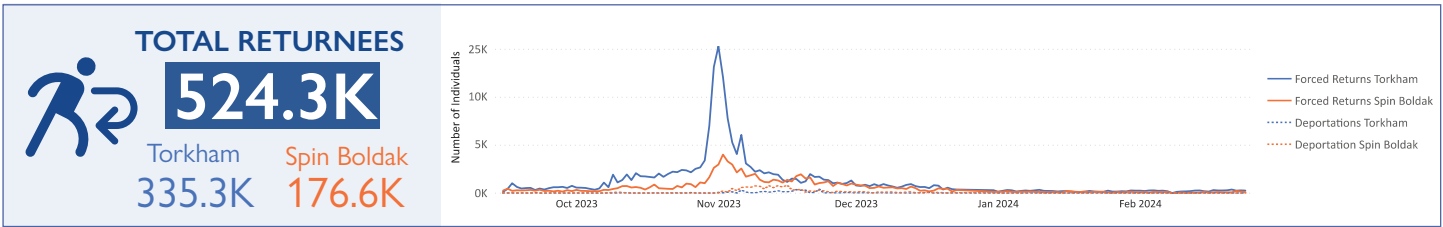
11 - 24 FEBRUARY 2024



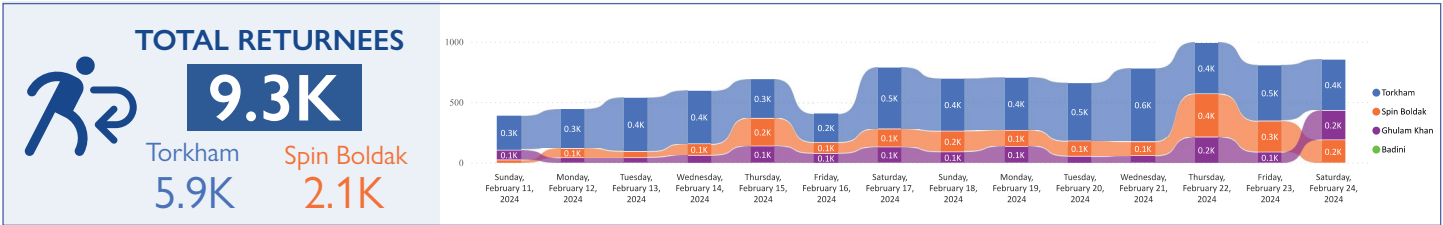
IOM provides emergency health services to returnees upon arrival. Photo: Mina Nazari/IOM 2023

RETURNEE INFLOW FROM PAKISTAN

15 SEP 2023 - 24 FEB 2024



11 - 24 FEB 2024



FIND OUR DATA ONLINE ON [OUR INTERACTIVE DASHBOARD](#)

Since 15 September, there has been a notable surge in the number of returnees to Afghanistan, taking place primarily through the Torkham and Spin Boldak border crossings. The announcement on 3 October by Pakistan’s national Apex Committee of the plan to repatriate over a million foreigners without valid documents, mostly Afghans triggered a consistent and steep increase in the number of undocumented and ACC holders crossing the border points. This culminated at the beginning of November in line with the ultimatum of 1 November given to illegal foreigners residing in Pakistan by Pakistan’s Minister of Interior. There have been over 524,000 returnees recorded up to 24 February 2024, with numbers increasing from less than 200 per day in early October to more than 25,000 by early November. This influx, consisting largely of forced returns, also includes a large number of deportations. The number of individuals crossing these official border points is back to pre-crisis levels, but partners continue to monitor the situation closely to anticipate any future influx.

RETURNEE ASSISTANCE

CUMULATIVE TOTALS

RETURNEES ASSISTED 15 SEP 23 - 24 FEB 24



496,297

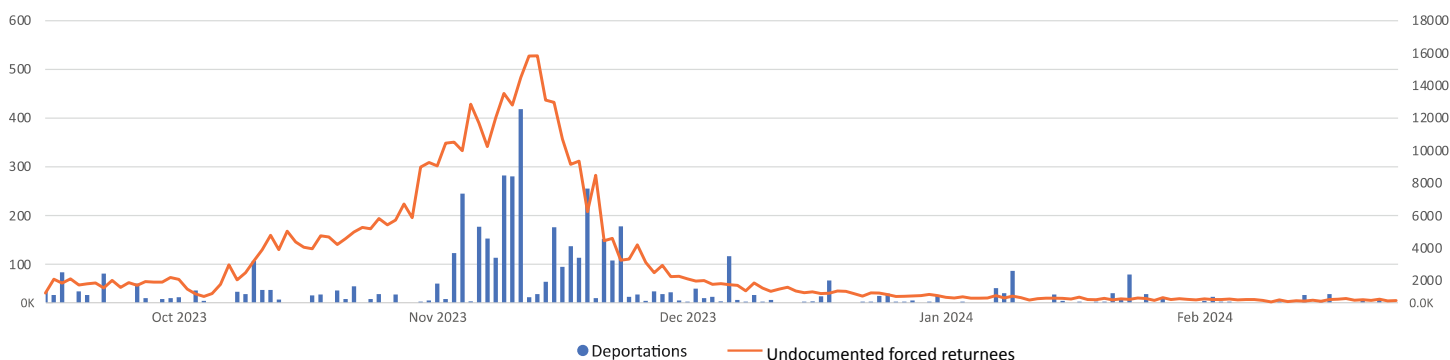
TOTAL FOR REPORTING PERIOD

RETURNEES ASSISTED 11-24 FEB 24



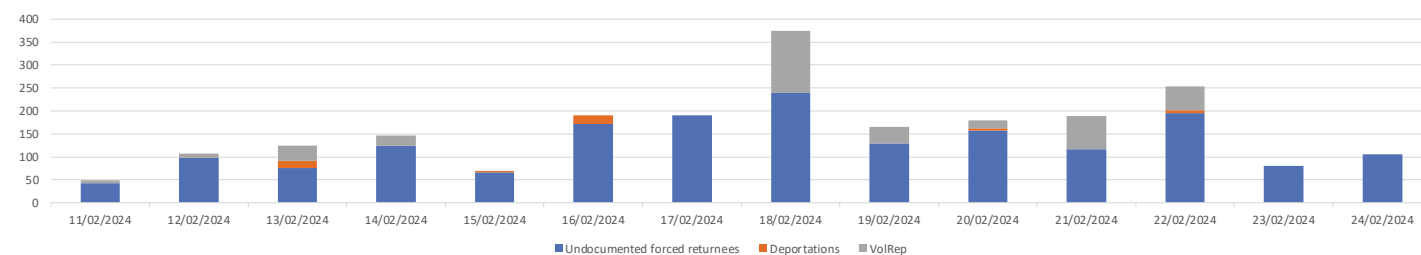
3,520

DAILY TRENDS



Consortium Partners have progressively scaled up and adjusted operations at both Spin Boldak and Torkham Border Points to respond to the significant increased on returns since mid-September 2023, in coordination with the DFA. Currently, the capacity of partners maintained at these locations allow for assistance provision the day of arrival. In addition to the Consortium partners' response, the DFA provides each family with cash assistance (10,000 Afghani) and a sim card.

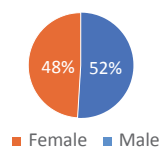
RETURNEES ASSISTED DURING THE REPORTING PERIOD



	11 Feb	12 Feb	13 Feb	14 Feb	15 Feb	16 Feb	17 Feb	18 Feb	19 Feb	20 Feb	21 Feb	22 Feb	23 Feb	24 Feb	11-24 Feb	15 Sept 24 Feb
Undoc. Forced returnees*	42	97	75	124	66	172	190	239	129	158	116	195	81	106	1790	413,896
Deportations	0	0	16	0	4	18	0	0	0	4	0	6	0	0	48	4366
Ass. VolRep (UNHCR)	7	10	33	23	0	0	0	136	36	18	73	53	0	0	389	24,866
Undoc. mber of VRF HH (UNHCR)	0	0	0	0	0	0	0	1	0	2	7	4	0	0	14	50
PoR Holders (UNHCR)	22	36	29	19	27	0	0	41	21	25	26	35	0	0	281	19,462
Undoc. mber of PoR HH (UNHCR)	1	0	5	2	3	0	0	15	5	2	5	24	0	0	62	9,118
Other assisted Ret. (UNHCR)	138	66	108	100	55	0	0	187	44	121	78	39	0	0	936	24,539
Total ret. assisted per day	210	209	266	268	155	190	190	619	235	330	305	356	81	106	3,520	496,297

* includes 47 ACC holders who returned through Torkham and 124 who returned through Spin Boldak during the reporting period.

GENDER OF ASSISTED RETURNEES (CUMULATIVE)



The accumulation of demographic information collected during registration identifies the majority of assisted returnees are children and adolescents (62%). Approximately 20% of returnees are children under 5. Additionally, the demographics indicate that 48% of assisted returnees are women.

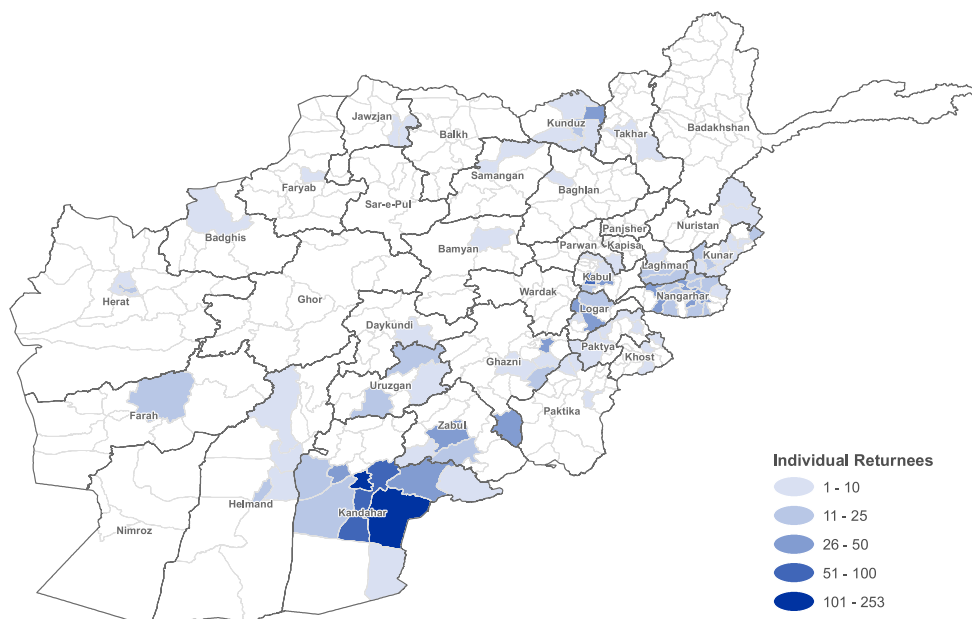
SERVICES PROVIDED & BENEFICIARIES PER LOCATION (REPORTING PERIOD)

Sector	Indicator	TORKH.	SPIN B.
UASC / CP	# of unaccompanied and Separated Children identified and supported	11	6
Nutrition	# of children 6-59 months screened for malnutrition (for wasting)	276	942
Nutrition	# of children 6-59 months with severe acute malnutrition (SAM) admitted for treatment	11	31
Nutrition	# of Moderate Acute Malnutrition (MAM) admitted for treatment	49	86
Nutrition	# of PLWs screening	-	162
Nutrition	# of PLWs MAM admitted for treatment	33	50
WASH	# of people accessing a safe water for drinking, cooking and personal hygiene	9 860	7 009
WASH	# of people gain access to sanitation facilities	1 202	5 166
WASH	# of people reached with hygiene promotion	901	5 461
WASH	# of family hygiene kits distributed	1 202	2 423
MPCA	# of individuals who receive full MPCA	-	-
MPCA	# of individuals who receive partial MPCA (food basket removed)	462	730
Food	# of individuals who receive cash for food (food basket portion of MPCA)	525	455
Food	# of individuals who receive Fortified Biscuits	1 761	1 601
ICLA	# of individuals who receive information on HLP, LID, essential rights, and/or ELP	333	878
ICLA	# of individuals who receive counselling on HLP, LID, essential rights, and/or ELP	8	41
Protection	# of KIIs conducted for Border Protection Monitoring	-	16
Protection	# of protection monitoring visits conducted at border points	10	2
Protection	# of protection monitoring interviews with returnees conducted at the border	75	1 234
Protection	# of returnees assessed as having protection concerns and referred for case management support in AOR	90	18
Protection	# of returnees provided with counselling (including victims of trafficking and exploitation)	12	13
Protection	# of returnees benefitting from awareness raising and community based protection mechanisms	88	124
Protection	# of returnees provided with emergency accommodation	-	40
Protection	# of returnees provided with emergency transportation to final destination	267	107
Protection	# of returnees provided with phones and phone credit	-	13
Protection	# of individuals supported with PFA	148	-
Protection	# of families supported with provision of information regarding the organizations providing services to returnees	220	14
Protection	# of children benefited from Child Friendly Space (CFS) activities	779	-
Health	# of women received first ANC services	196	397
Health	# of women received first PNC services	99	288
Health	# of deliveries at Zero Point/Reception Center/Transit Center	8	9
Health	# of CBA women (15-49) received RH services	207	803
Health	# of beneficiaries reached with family planning information and counselling	72	193
Health	# of women, girls, boys and men received health services	2 609	3 198
Health	# of women, girls, boys, and men received Psychosocial services	3 517	1 424
Health	# of IDPs, Returnees and Host communities reached through awareness raising sessions about available services	3 089	3 086
Health	# of women received primary health services (NOT INCLUDING immunization)	779	801
Health	# of girls received primary health services (NOT INCLUDING immunization)	308	403
Health	# of boys received primary health services (NOT INCLUDING immunization)	254	430
Health	# of men received primary health services (NOT INCLUDING immunization)	514	543
Health	# of women and men received Mental Health and Psychosocial services	380	125
Health	# of girls and boys received Mental Health and Psychosocial services	55	-
Health	# of 10+yrs receiving immunization	660	368
Health	# of under 5 children received immunization	720	188
Transport	# of individuals who receive Cash for Transport	807	1 209
Infrastructure / Facilities	# of individuals who receive hotmeal/refreshments at the transit centers	793	855

In Spin Boldak and Torkham, a total of **389 individuals** received assistance as part of the **voluntary repatriation program**

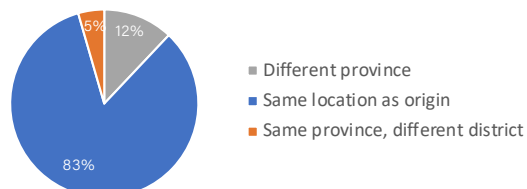
INTENDED AREAS OF RETURN

(REPORTING PERIOD)



LOCATION OF ORIGIN VS. LOCATION OF RETURN

(CUMULATIVE)



Cumulative data collected during the provision of assistance at the Spin Boldak and Torkham border crossing points indicate the vast majority of returnees (88%) aim to return to their provinces of origin, with 83% planning to resettle to their district of origin. The majority of returnees aim to resettle in Nangahar, Kandahar, Kunar, Kabul, and Kunduz.

UNDOCUMENTED RETURNS FROM IRAN - LAST 12 MONTHS

