

# BORDER CONSORTIUM

## EMERGENCY BORDER OPERATIONS

10 - 23 MARCH 2024



Afghan families arrive from Pakistan with their belongings at the Spin Boldak border crossing in Kandahar. Photo: IOM/Mohammad Osman Azizi

### RETURNEE INFLOW FROM PAKISTAN

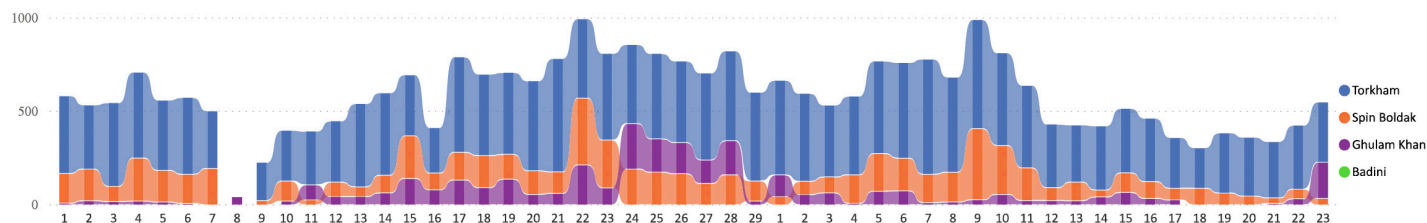
10 - 23 MAR 2024



10 - 23 MAR 2024



### RECENT TRENDS - 10 TO 23 MAR 2024



FIND OUR DATA ONLINE ON [OUR INTERACTIVE DASHBOARD](#)

Since 15 September, there has been a notable surge in the number of returnees to Afghanistan, taking place primarily through the Torkham and Spin Boldak border crossings, following the announcement on 3 October by Pakistan's national Apex Committee of the plan to repatriate over a million foreigners without valid documents, mostly Afghans. There have been over 534,000 returnees recorded up to 09 March 2024, with numbers increasing from less than 200 per day in early October to more than 25,000 by early November.

It has been reported that early March 2024, the Pakistan federal interior ministry has issued orders to resume the repatriation process, targeting primarily Afghan Citizen Card (ACC) holders, starting from April 15, 2024. The Border Consortium will closely monitor the situation in coordination with IOM and UNHCR Pakistan, and will promptly relay confirmed updates, while actively working with partners on a preparedness plan.

## RETURNEE ASSISTANCE

### CUMULATIVE TOTAL

RETURNEES ASSISTED 10 - 23 MAR 24



**505,519**

### TOTAL FOR REPORTING PERIOD

RETURNEES ASSISTED 10 - 23 MAR 24

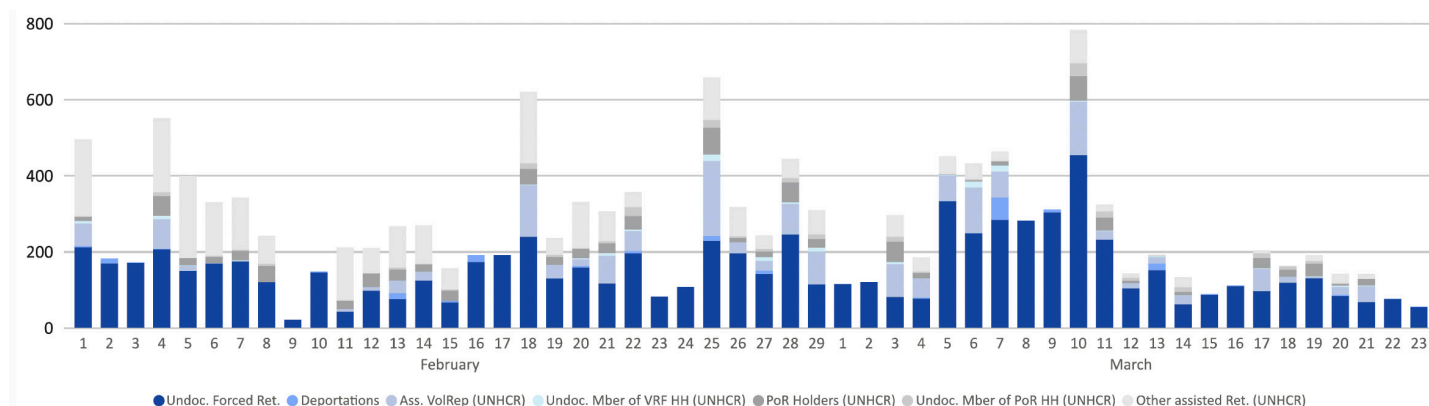


**2,735**

### PREPAREDNESS

In light of the recent developments from Pakistan (see first page), the Border Consortium is reviewing its contingency plan for the Pakistan border and working with the regional Consortium coordination groups to assess partners' capacity to maintain or scale up their operations after 15 April. The Consortium will also update its 2023/2024 Border appeal to reflect the latest trends and related needs, and will actively engage with partners and donors to anticipate gaps and ensure adequate resources are available in case of a renewed influx.

### DAILY TRENDS - 10 TO 23 MAR 2024

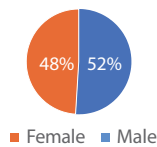


Consortium Partners have progressively scaled up and adjusted operations at both Spin Boldak and Torkham Border Points to respond to the significant increased on returns since mid-September 2023, in coordination with the DFA. Currently, the capacity of partners maintained at these locations allow for assistance provision the day of arrival. In addition to the Consortium partners' response, the DFA provides each family with cash assistance (10,000 Afghani) and a sim card.

Mar	10 Mar	11 Mar	12 Mar	13 Mar	14 Mar	15 Mar	16 Mar	17 Mar	18 Mar	19 Mar	20 Mar	21 Mar	22 Mar	23 Mar	10-23 Mar	15 Sept 23 Mar
Undoc. Forced returnees*	453	231	103	151	61	86	109	96	118	130	83	67	75	54	1817	418 694
Deportations	0	0	0	18	0	2	1	0	0	0	3	0	0	1	25	4 483
Ass. VolRep (UNHCR)	141	22	14	16	23	0	0	58	16	4	21	42	0	0	357	27 686
Undoc. mber of VRF HH (UNHCR)	2	2	0	3	1	0	0	2	0	1	3	2	0	0	16	141
PoR Holders (UNHCR)	65	34	6	1	9	0	0	27	18	33	5	17	0	0	215	19 793
Undoc. mber of PoR HH (UNHCR)	34	16	8	0	12	0	0	12	9	7	2	0	0	0	100	9 599
Other assisted Ret. (UNHCR)	87	18	11	2	26	0	0	8	1	15	24	13	0	0	205	25 123
<b>Total ret. assisted per day</b>	<b>782</b>	<b>323</b>	<b>142</b>	<b>191</b>	<b>132</b>	<b>88</b>	<b>110</b>	<b>203</b>	<b>162</b>	<b>190</b>	<b>141</b>	<b>141</b>	<b>75</b>	<b>55</b>	<b>2735</b>	<b>50 5519</b>

\* includes 32 ACC holders who returned through Torkham and 92 who returned through Spin Boldak during the reporting period.

## GENDER OF ASSISTED RETURNEES (CUMULATIVE)



The accumulation of demographic information collected during registration identifies the majority of assisted returnees are children and adolescents (62%). Approximately 20% of returnees are children under 5. Additionally, the demographics indicate that 48% of assisted returnees are women.

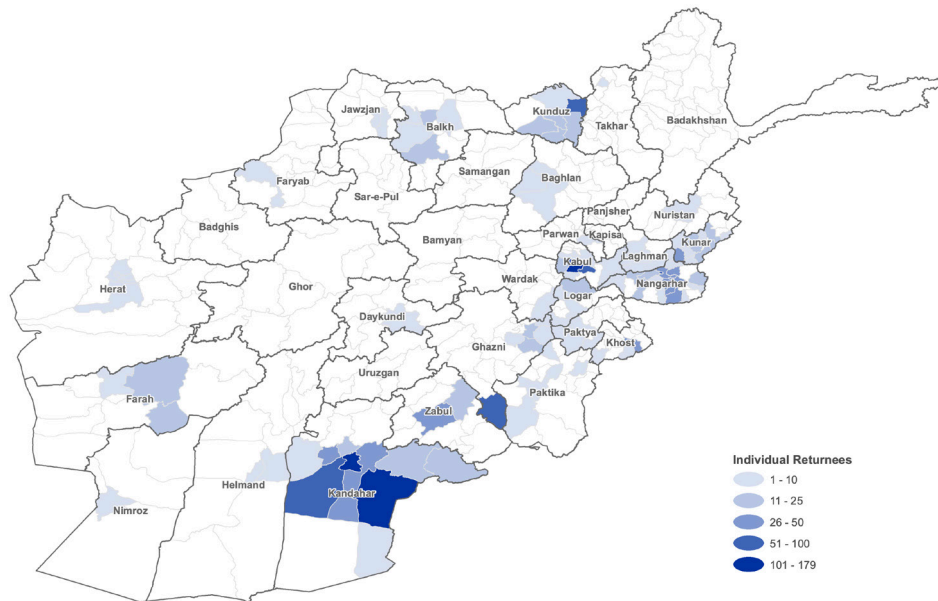
## SERVICES PROVIDED &amp; BENEFICIARIES PER LOCATION (REPORTING PERIOD)

Sector	Indicator	TORKH.	SPIN B.
UASC / CP	# of unaccompanied and Separated Children identified and supported	11	1
Nutrition	# of children 6-59 months screened for malnutrition (for wasting)	0	669
Nutrition	# of children 6 -59 months with severe acute malnutrition (SAM) admitted for treatment	0	37
Nutrition	# of Moderate Acute Malnutrition (MAM) admitted for treatment	0	20
Nutrition	# of PLWs screening	0	98
Nutrition	# of PLWs MAM admitted for treatment	0	970
WASH	# of people accessing a safe water for drinking, cooking and personal hygiene	7326	5293
WASH	# of people gain access to sanitation facilities	194	3038
WASH	# of people reached with hygiene promotion	0	2302
WASH	# of family hygiene kits distributed	0	208
Food	# of individuals who receive cash for food (food basket portion of MPCA)	854	875
Food	# of individuals who receive Fortified Biscuits	1231	1233
ICLA	# of individuals who receive information on HLP, LID, essential rights, and/or ELP.	191	645
ICLA	# of individuals who receive counseling on HLP, LID, essential rights, and/or ELP.	2	142
Protection	# of KIIs conducted for Border Protection Monitoring	0	8
Protection	# of protection monitoring visits conducted at border points	10	1
Protection	# of protection monitoring interviews with returnees conducted at the border	21	1284
Protection	# of returnees assessed as having protection concerns at the BP and referred for case management support in AoRs	16	4
Protection	# of returnees benefitting from awareness raising and community based protection mechanisms	14	204
Protection	# of returnees provided with emergency accommodation	0	96
Protection	# of returnees provided with emergency flights to final destination	99	299
Protection	# of individuals supported with PFA	141	0
Protection	# of individuals supported with MHPSS	49	0
Protection	# of families supported with provision of information regarding the organizations providing services to returnees	179	0
Protection	#of children benefited from Child Friendly Space (CFS) activities	3128	710
Protection	# of PSS kits distributed	0	109
Health	# of women received first ANC services	263	289
Health	# of women received first PNC services	129	286
Health	# of deliveries at Zero Point/Reception Center/Transit Center	3	7
Health	# of CBA women (15-49) received RH services	418	866
Health	# of beneficiaries reached with family planning information and counselling	121	214
Health	# of women, girls, boys and men received health services	1850	1705
Health	# of women, girls, boys, and men received Psychosocial services	527	597
Health	# of IDPs, Returnees and Host communities reached through awareness raising sessions about available services	2740	1363
Health	# of individuals referred for to a static health facility (cost coverage of health services at health facility is covered)	1	1
Health	# of individuals referred for to a static health facility (cost coverage of health services at health facility not covered)	8	0
Health	# of women received primary health services (NOT INCLUDING immunization)	328	414
Health	# of girls received primary health services (NOT INCLUDING immunization)	155	193
Health	# of boys received primary health services (NOT INCLUDING immunization)	146	215
Health	# of men received primary health services (NOT INCLUDING immunization)	363	187
Health	# of women and men received Mental Health and Psychosocial services	345	10
Health	# of girls and boys received Mental Health and Psychosocial services	39	1
Health	# of 10+yrs receiving immunization	57	565
Health	# of under 5 children received immunization	446	802
Transport	# of individuals who receive Cash for Transport	879	981
Infrastructure / Facilities	# of individuals who receive hotmeal/refreshments at the transit centers	301	1094
Infrastructure / Facilities	# of individuals provided with overnight accommodations at the transit centers	0	113
EORE	# of individuals receiving EORE	668	1147

In Spin Boldak and Torkham, a total of **809 individuals** received assistance as part of the **voluntary repatriation program**

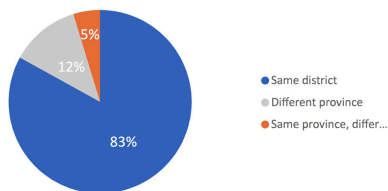
## INTENDED AREAS OF RETURN

(REPORTING PERIOD)



## LOCATION OF ORIGIN VS. LOCATION OF RETURN

(CUMULATIVE)



Cumulative data collected during the provision of assistance at the Spin Boldak and Torkham border crossing points indicate the vast majority of returnees (88%) aim to return to their provinces of origin, with 83% planning to resettle to their district of origin. The majority of returnees aim to resettle in Nangarhar, Kandahar, Kunar, Kabul, and Kunduz.

## UNDOCUMENTED RETURNS FROM IRAN - LAST 12 MONTHS

