

BORDER CONSORTIUM

EMERGENCY BORDER OPERATIONS

05 - 18 MAY 2024



Afghan returnees cross the Torkham border with a truck full of their belongings. Photo: Leo Torreton. IOM 2023

RETURNEE INFLOW FROM PAKISTAN

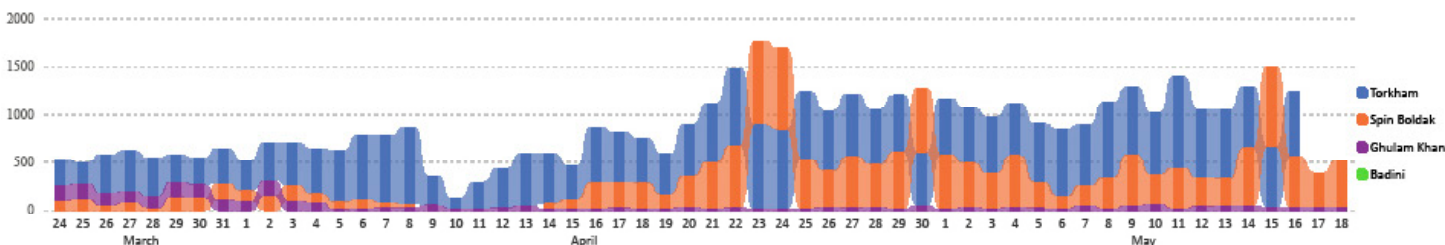
15 SEP 2023 - 18 MAY 2024



05 - 18 MAY 2024



RECENT TRENDS - 24 MAR - 18 MAY 2024



FIND OUR DATA ONLINE ON [OUR INTERACTIVE DASHBOARD](#)

Since 15 September, there has been a notable surge in the number of returnees to Afghanistan, taking place primarily through the Torkham and Spin Boldak border crossings, following the announcement on 3 October by Pakistan's national Apex Committee of the plan to repatriate over a million foreigners without valid documents, mostly Afghans. There have been over 589,700 returnees recorded up to 18 May 2024, with numbers increasing from less than 200 per day in early October to more than 25,000 by early November.

In March 2024, the Pakistan federal interior ministry has issued orders to resume the repatriation process, targeting primarily Afghan Citizen Card (ACC) holders, starting from April 15, 2024. The number of returnees arriving from Pakistan has witnessed a slight increase since April 16 compared to previous weeks. However, the current levels of new arrivals do not indicate that the reported second wave has already started. The Border Consortium will continue to monitor the situation in coordination with IOM and UNHCR Pakistan, and will promptly relay confirmed updates while actively working with partners on preparedness plans.

RETURNEE ASSISTANCE

CUMULATIVE TOTAL

RETURNEES ASSISTED 15 SEP 23 - 18 MAY 24



528,563

TOTAL FOR REPORTING PERIOD

RETURNEES ASSISTED 05 - 18 MAY 24

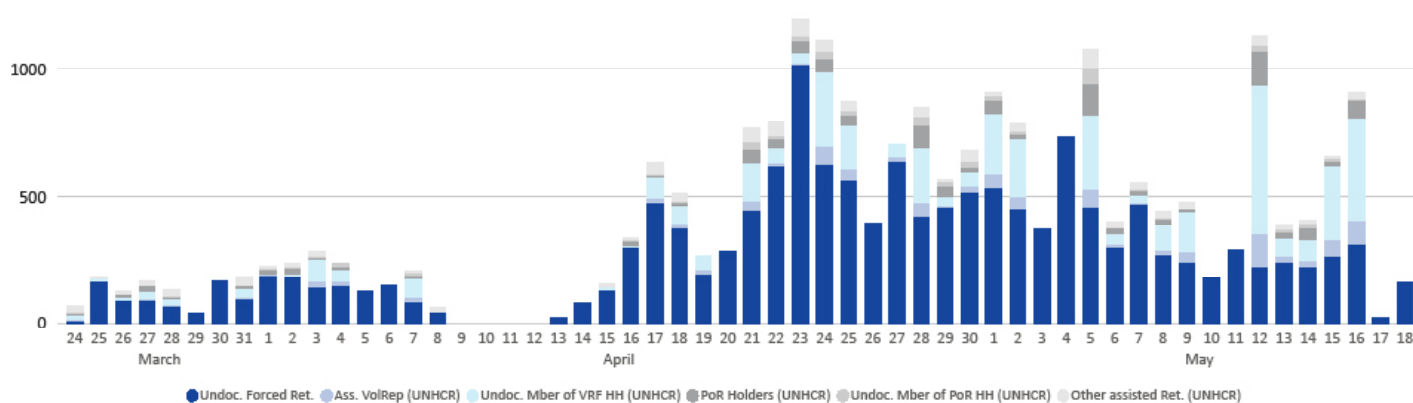


6,843

PREPAREDNESS

In light of the recent developments from Pakistan (see first page), the Border Consortium reviewed its contingency plan for the Pakistan border and worked with the regional Consortium coordination groups to assess partners' capacity to maintain or scale up their operations as required. The Consortium also updated its 2023/2024 Border appeal and actively engages with partners and donors to anticipate gaps and ensure adequate resources are available in case of a renewed influx. The appeal was released as part of an Integrated Appeal for Afghans returning from Pakistan, in collaboration with the Durable Solutions Working Group.

DAILY TRENDS - 24 MAR - 18 MAY 2024

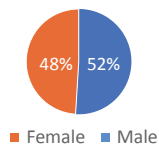


Consortium Partners have progressively scaled up and adjusted operations at both Spin Boldak and Torkham Border Points to respond to the significant increased on returns since mid-September 2023, in coordination with the DFA. Currently, the capacity of partners maintained at these locations allow for assistance provision the day of arrival. In addition to the Consortium partners' response, the DFA provides each family with cash assistance (10,000 Afghani) and a sim card.

	05-May	06-May	07-May	08-May	09-May	10-May	11-May	12-May	13-May	14-May	15-May	16-May	17-May	18-May	5-18 May	15 Sep 23 - 18 May 24
Undoc. Forced returnees*	456	299	468	274	243	180	288	224	244	227	267	314	20	160	3,664	434,393
Deportations		6	1	14	4	4	2	1	1	14		8			55	4,885
Ass. VolRep (UNHCR)	295	38	30	95	158	0	0	581	75	85	289	403	0	0	2,049	31,826
Undoc. mber of VRF HH (UNHCR)	38	1	1	2	3	0	0	80	5	5	28	28	0	0	191	627
PoR Holders (UNHCR)	122	21	19	25	11	0	0	132	21	46	20	67	0	0	484	21,013
Undoc. mber of PoR HH (UNHCR)	64	1	5	7	3	0	0	27	10	13	9	8	0	0	147	9,809
Other assisted Ret. (UNHCR)	68	24	23	23	21	0	0	32	17	15	9	21	0	0	253	26,010
Total ret. assisted per day	1,043	390	547	440	443	184	290	1,077	373	405	622	849	20	160	6,843	528,563

* includes 30 ACC holders who returned through Torkham and 287 who returned through Spin Boldak during the reporting period.

GENDER OF ASSISTED RETURNEES (CUMULATIVE)



The accumulation of demographic information collected during registration identifies the majority of assisted returnees are children and adolescents (62%). Approximately 20% of returnees are children under 5. Additionally, the demographics indicate that 48% of assisted returnees are women.

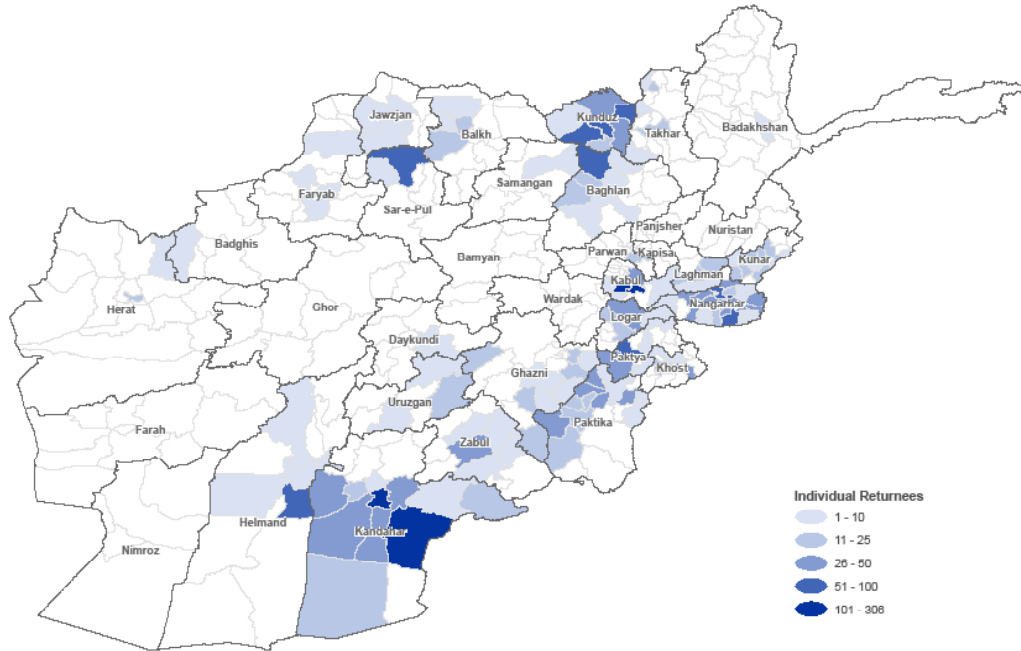
SERVICES PROVIDED & BENEFICIARIES PER LOCATION (REPORTING PERIOD)

Sector	Indicator	TORKH.	SPIN B.
UASC / CP	# of unaccompanied and Separated Children identified and supported	0	7
Nutrition	# of children 6-59 months screened for malnutrition (for wasting)	186	610
Nutrition	# of children 6 -59 months with severe acute malnutrition (SAM) admitted for treatment	5	44
Nutrition	# of Moderate Acute Malnutrition (MAM) admitted for treatment	23	85
Nutrition	# of PLWs screening	23	301
Nutrition	# of PLWs MAM admitted for treatment	17	60
WASH	# of people accessing a safe water for drinking, cooking and personal hygiene	0	7683
WASH	# of people gain access to sanitation facilities	0	6080
WASH	# of people reached with hygiene promotion	0	4181
WASH	# of family hygiene kits distributed	1600	3725
Food	# of individuals who receive cash for food (food basket portion of MPCA)	3255	2968
Food	# of individuals who receive Fortified Biscuits	3707	3270
ICLA	# of individuals who receive information on HLP, LID , essential rights, and/or ELP	811	3014
ICLA	# of individuals who receive counseling on HLP, LID, essential rights, and/or ELP.	21	29
Protection	# of KIIs conducted for Border Protection Monitoring	0	16
Protection	# of protection monitoring visits conducted at border points	10	4
Protection	# of protection monitoring interviews with returnees conducted at the border	32	1546
Protection	# of returnees assessed as having protection concerns at the BPs and referred for case management support in AORs	56	147
Protection	# of returnees provided with counselling (including victims of trafficking and exploitation)	0	0
Protection	# of returnees benefitting from awareness raising and community based protection mechanisms	130	1081
Protection	# of returnees provided with emergency accommodation	0	1144
Protection	# of returnees provided with emergency flights to final destination	200	1410
Protection	# of returnees provided with phones and phone credit	24	28
Protection	# of returnees provided with core relief items	0	0
Protection	# of returnees provided with dignity kits	22	30
Protection	# of returnees provided with MHM kits	0	0
Protection	# of individuals supported with PFA	525	0
Protection	# of individuals supported with MHPSS	68	0
Protection	# of families supported with provision of information regarding the organizations providing services to returnees	907	135
Protection	#of children benefited from Child Friendly Space (CFS) activities	2138	1633
Protection	# of PSS kits distributed	43	0
Health	# of women received first ANC services	248	327
Health	# of women received first PNC services	79	304
Health	# of deliveries at Zero Point/Reception Center/Transit Center	2	2
Health	# of CBA women (15-49) received RH services	347	798
Health	# of beneficiaries reached with family planning information and counselling	95	235
Health	# of women, girls, boys and men received health services	3271	2715
Health	# of women, girls, boys, and men received Psychosocial services	414	566
Health	# of IDPs, Returnees and Host communities reached through awareness raising sessions about available services	4787	2918
Health	# of individuals referred for to a static health facility (cost coverage of health services at health facility is covered)	0	2
Health	# of women received primary health services (NOT INCLUDING immunization)	888	718
Health	# of girls received primary health services (NOT INCLUDING immunization)	76	210
Health	# of boys received primary health services (NOT INCLUDING immunization)	304	212
Health	# of men received primary health services (NOT INCLUDING immunization)	291	498
Health	# of women and men received Mental Health and Psychosocial services	76	1132
Health	# of girls and boys received Mental Health and Psychosocial services	0	2006
Health	# of 10+yrs receiving immuzination	17	2281
Health	# of under 5 children received immunization	198	188
Transport	# of individuals who receive Cash for Transport	2248	3126
Infra / Facilities	# of individuals who receive hotmeal/refreshments at the transit centers	2192	3666
Infra / Facilities	# of individuals provided with overnight accommodations at the transit centers	0	487
EORE	# of individuals receiving EORE	2142	3582

In Spin Boldak and Torkham, a total of **2,049 individuals** received assistance as part of the **voluntary repatriation program**.

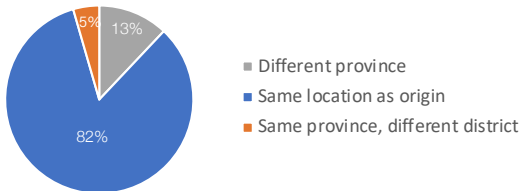
INTENDED AREAS OF RETURN

(REPORTING PERIOD)



LOCATION OF ORIGIN VS. LOCATION OF RETURN

(CUMULATIVE)



Cumulative data collected during the provision of assistance at the Spin Boldak and Torkham border crossing points indicate the vast majority of returnees (87%) aim to return to their provinces of origin, with 82% planning to resettle to their district of origin. The majority of returnees aim to resettle in Nangahar, Kandahar, Kunar, Kabul, and Kunduz.

UNDOCUMENTED RETURNS FROM IRAN - LAST 12 MONTHS

