

BORDER CONSORTIUM EMERGENCY BORDER OPERATIONS

19 MAY TO 01 JUNE 2024



RETURNEE INFLOW FROM PAKISTAN

15 SEP 2023 - 1 JUNE 2024



TOTAL RETURNEES

610.8K

Torkham
391.3K
Spin Boldak
201.3K

19 MAY - 1 JUNE 2024

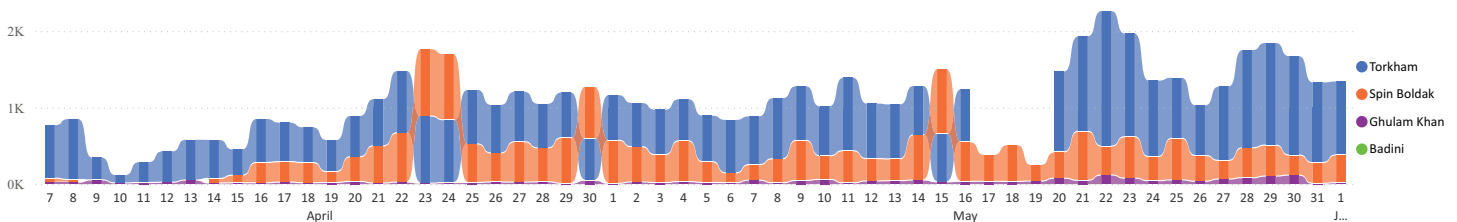


TOTAL RETURNEES

21.0K

Torkham
14.8K
Spin Boldak
5.3K

RECENT TRENDS - 07 APR - 01 JUN 2024



FIND OUR DATA ONLINE ON [OUR INTERACTIVE DASHBOARD](#)

Since 15 September, there has been a notable surge in the number of returnees to Afghanistan, taking place primarily through the Torkham and Spin Boldak border crossings, following the announcement on 3 October by Pakistan's national Apex Committee of the plan to repatriate over a million foreigners without valid documents, mostly Afghans. There have been over 610,000 returnees recorded up to 1 June 2024, with numbers increasing from less than 200 per day in early October to more than 25,000 by early November.

In March 2024, the Pakistan federal interior ministry has issued orders to resume the repatriation process, targeting primarily Afghan Citizen Card (ACC) holders, starting from April 15, 2024. However, the current levels of new arrivals do not indicate that the reported second wave has already started. The Border Consortium will continue to monitor the situation in coordination with IOM and UNHCR Pakistan, and will promptly relay confirmed updates while actively working with partners on preparedness plans.

In April and May 2024, the average number of returnees from Iran also saw an increase in figures compared to previous months, with the weekly average returnees reaching nearly 30,000 individuals, a rise from 18,000 returnees per week in January 2024. The consortium partners continue to respond to vulnerable returnees from Iran at the Milak and Islam Qala border points.

RETURNEE ASSISTANCE

CUMULATIVE TOTAL

RETURNEES ASSISTED 15 SEP 2023 - 1 JUNE 2024



445.4K

TOTAL FOR REPORTING PERIOD

RETURNEES ASSISTED 19 MAY - 1 JUNE 2024

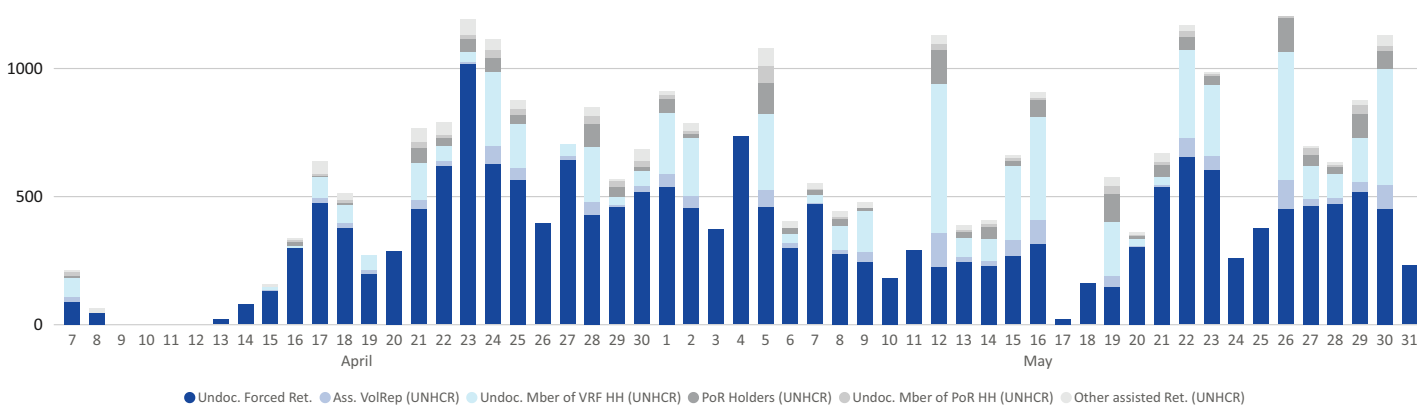


9874

PREPAREDNESS

In light of the recent developments from Pakistan (see first page), the Border Consortium reviewed its contingency plan for the Pakistan border and worked with the regional Consortium coordination groups to assess partners' capacity to maintain or scale up their operations as required. The Consortium also updated its 2023/2024 Border appeal and actively engages with partners and donors to anticipate gaps and ensure adequate resources are available in case of a renewed influx. The appeal was released as part of an Integrated Appeal for Afghans returning from Pakistan, in collaboration with the Durable Solutions Working Group.

DAILY TRENDS - 07 APR - 01 JUN 2024

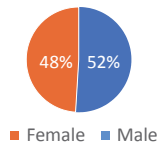


Consortium Partners have progressively scaled up and adjusted operations at both Spin Boldak and Torkham Border Points to respond to the significant increased on returns since mid-September 2023, in coordination with the DFA. Currently, the capacity of partners maintained at these locations allow for assistance provision the day of arrival. In addition to the Consortium partners' response, the DFA provides each family with cash assistance (10,000 Afghani) and a sim card.

	19-May	20-May	21-May	22-May	23-May	24-May	25-May	26-May	27-May	28-May	29-May	30-May	31-May	01-Jun	19 May - 1 June	"15 Sep 23 - 1 June 24"
Undoc. Forced returnees*	145	301	536	651	601	257	373	452	461	469	518	450	230	491	5935	440328
Deportations	0	24	6	3	28	0	21	49	13	1	0	13	0	8	166	5051
Ass. VolRep (UNHCR)	211	25	33	340	275	0	0	500	131	95	170	450	0	0	2230	34056
Undoc. mber of VRF HH (UNHCR)	30	0	0	55	11	0	0	32	9	11	17	44	0	0	209	836
PoR Holders (UNHCR)	106	13	46	53	38	0	0	132	43	27	95	72	0	0	625	21638
Undoc. mber of PoR HH (UNHCR)	34	4	12	22	9	0	0	48	27	7	37	18	0	0	218	10027
Other assisted Ret. (UNHCR)	32	10	34	23	4	0	0	34	5	11	17	40	0	0	210	26220
Total ret. assisted per day	558	377	667	1147	966	257	394	1247	689	621	854	1087	230	499	9593	538156

* includes 120 ACC holders who returned through Torkham and 213 who returned through Spin Boldak during the reporting period.

GENDER OF ASSISTED RETURNEES (CUMULATIVE)



The accumulation of demographic information collected during registration identifies the majority of assisted returnees are children and adolescents (62%). Approximately 20% of returnees are children under 5. Additionally, the demographics indicate that 48% of assisted returnees are women.

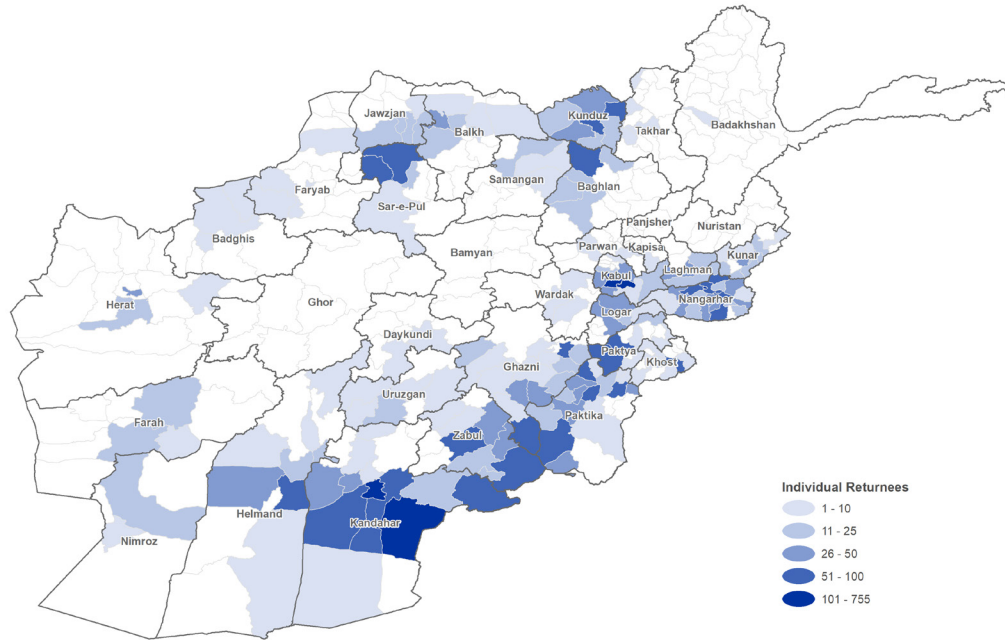
SERVICES PROVIDED & BENEFICIARIES PER LOCATION (REPORTING PERIOD)

Sector	Indicator	TOTAL	TOTAL
UASC / CP	# of unaccompanied and Separated Children identified and supported	37	14
Nutrition	# of children 6-59 months screened for malnutrition (for wasting)	926	239
Nutrition	# of children 6-59 months with severe acute malnutrition (SAM) admitted for treatment	16	16
Nutrition	# of Moderate Acute Malnutrition (MAM) admitted for treatment	93	46
Nutrition	# of PLWs screening	659	95
Nutrition	# of PLWs MAM admitted for treatment	69	41
WASH	# of people accessing a safe water for drinking, cooking and personal hygiene	0	5428
WASH	# of people gain access to sanitation facilities	0	2167
WASH	# of people reached with hygiene promotion	0	1722
Food	# of individuals who receive cash for food (food basket portion of MPCA)	3934	4053
Food	# of individuals who receive Fortified Biscuits	5249	4543
Protection	# of protection monitoring interviews with returnees conducted at the border	277	375
Protection	# of returnees assessed as having protection concerns at the border points and referred for case management support in AORs	37	89
Protection	# of returnees provided with phones and phone credit	21	35
Protection	# of returnees provided with dignity kits	32	41
Protection	# of individuals supported with PFA	107	0
Protection	# of individuals supported with MHPSS	107	0
Protection	# of families supported with provision of information regarding the organizations providing services to returnees	378	289
Protection	#of children benefited from Child Friendly Space (CFS) activities	2633	1874
Health	# of women received first ANC services	72	48
Health	# of women received first PNC services	34	23
Health	# of CBA women (15-49) received RH services	158	259
Health	# of beneficiaries reached with family planning information and counselling	51	31
Health	# of women, girls, boys and men received health services	2873	1317
Health	# of women, girls, boys, and men received Psychosocial services	167	133
Health	# of IDPs, Returnees and Host communities reached through awareness raising sessions about available services	1760	1381
Health	# of individuals referred for to a static health facility (cost coverage of health services at health facility not covered)	0	13
Health	# of women received primary health services (NOT INCLUDING immunization)	1180	590
Health	# of girls received primary health services (NOT INCLUDING immunization)	206	121
Health	# of boys received primary health services (NOT INCLUDING immunization)	421	156
Health	# of men received primary health services (NOT INCLUDING immunization)	476	450
Health	# of women and men received Mental Health and Psychosocial services	167	122
Health	# of girls and boys received Mental Health and Psychosocial services	2595	1885
Health	# of 10+yrs receiving immuzination	2009	1567
Health	# of under 5 children received immunization	4020	2159
Transport	# of individuals who receive Cash for Transport	2753	3081
Infrastructure / Facilities	# of individuals who receive hotmeal/refreshments at the transit centers	2795	3057
Infrastructure / Facilities	# of individuals provided with overnight accommodations at the transit centers	109	319
EORE	# of individuals receiving EORE	2443	4439
		38864	42218

In Spin Boldak and Torkham, a total of 2,230 individuals received assistance as part of the voluntary repatriation program

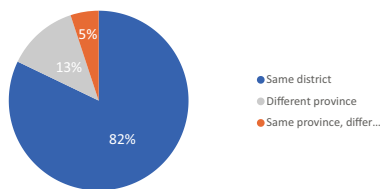
INTENDED AREAS OF RETURN

(REPORTING PERIOD)



LOCATION OF ORIGIN VS. LOCATION OF RETURN

(CUMULATIVE)



Cumulative data collected during the provision of assistance at the Spin Boldak and Torkham border crossing points indicate the vast majority of returnees (88%) aim to return to their provinces of origin, with 83% planning to resettle to their district of origin. The majority of returnees aim to resettle in Nangahar, Kandahar, Kunar, Kabul, and Kunduz.

UNDOCUMENTED RETURNS FROM IRAN - LAST 12 MONTHS

