

BORDER CONSORTIUM

EMERGENCY BORDER OPERATIONS

16 TO 29 JUNE 2024



Afghan families arrive from Pakistan with their belongings at the Spin Boldak border crossing in Kandahar. Photo: IOM/Mohammad Osman Azizi

RETURNEE INFLOW FROM PAKISTAN

15 SEP 2023 - 29 JUNE 2024



TOTAL RETURNEES

645.8K

Torkham
419.9K
Spin Boldak
207.1K

16 - 29 JUNE 2024

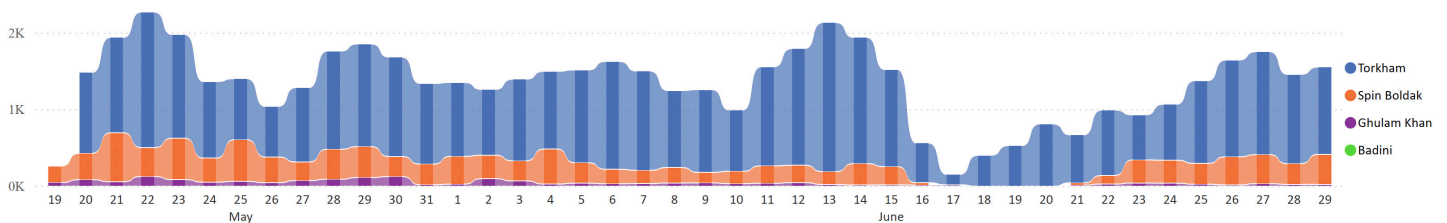


TOTAL RETURNEES

13.8K

Torkham
11.2K
Spin Boldak
2.5K

RECENT TRENDS - 07 APR - 01 JUN 2024



FIND OUR DATA ONLINE ON [OUR INTERACTIVE DASHBOARD](#)

Since 15 September, there has been a notable surge in the number of returnees to Afghanistan, taking place primarily through the Torkham and Spin Boldak border crossings, following the announcement on 3 October by Pakistan's national Apex Committee of the plan to repatriate over a million foreigners without valid documents, mostly Afghans. There have been over 632,000 returnees recorded up to 15 June 2024, with numbers increasing from less than 200 per day in early October to more than 25,000 by early November.

In March 2024, the Pakistan federal interior ministry has issued orders to resume the repatriation process, targeting primarily Afghan Citizen Card (ACC) holders, starting from April 15, 2024. However, the current levels of new arrivals do not indicate that the reported second wave has already started. The Border Consortium will continue to monitor the situation in coordination with IOM and UNHCR Pakistan, and will promptly relay confirmed updates while actively working with partners on preparedness plans.

On the Iranian side, there is a continued increase in the average number of returnees during the months of May-June compared to the beginning of the year. The consortium partners continue to respond to vulnerable returnees from Iran at the Milak and Islam Qala border points

RETURNEE ASSISTANCE

CUMULATIVE TOTAL

RETURNEES ASSISTED 15 SEP 2023 - 29 JUNE 2024



546.8K

TOTAL FOR REPORTING PERIOD

RETURNEES ASSISTED 16 TO 29 JUNE 2024

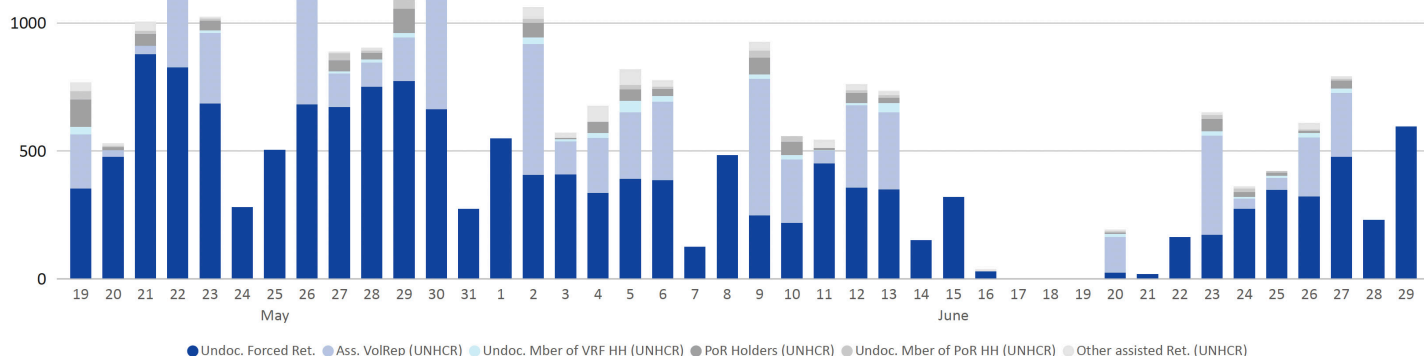


8.569

PREPAREDNESS

In light of the recent developments from Pakistan (see first page), the Border Consortium reviewed its contingency plan for the Pakistan border and worked with the regional Consortium coordination groups to assess partners' capacity to maintain or scale up their operations as required. The Consortium also updated its 2023/2024 Border appeal and actively engages with partners and donors to anticipate gaps and ensure adequate resources are available in case of a renewed influx. The appeal was released as part of an Integrated Appeal for Afghans returning from Pakistan, in collaboration with the Durable Solutions Working Group.

DAILY TRENDS - 19 MAY TO 29 JUN 2024

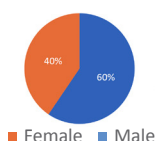


Consortium Partners have progressively scaled up and adjusted operations at both Spin Boldak and Torkham Border Points to respond to the significant increased on returns since mid-September 2023, in coordination with the DFA. Currently, the capacity of partners maintained at these locations allow for assistance provision the day of arrival. In addition to the Consortium partners' response, the DFA provides each family with cash assistance (10,000 Afghani) and a sim card.

	16-Jun	17-Jun	18-Jun	19-Jun	20-Jun	21-Jun	22-Jun	23-Jun	24-Jun	25-Jun	26-Jun	27-Jun	28-Jun	29-Jun	16-29 June	"15 Sep 23 - 29 June 24"
"Undoc. Forced returnees**"	106	0	0	0	53	30	446	524	764	1022	869	1276	593	1657	7340	452275
Deportations	0	0	0	0			29	6	206	9					250	5400
Ass.VolRep (UNHCR)	0	0	0	0	139	0	0	387	39	46	232	251	0	0	1094	38038
"Undoc. Mber of VRF HH (UNHCR)"	0	0	0	0	13	0	0	18	7	9	16	17	0	0	80	1199
PoR Holders (UNHCR)	0	0	0	0	4	0	0	48	19	12	10	30	0	0	123	22123
"Undoc. Mber of PoR HH (UNHCR)"	0	0	0	0	5	0	0	15	13	5	5	8	0	0	51	10110
"Other assisted Ret. (UNHCR)"	7	0	0	0	5	0	0	9	7	0	24	8	0	0	60	26587
Total ret. Assisted per day	113	0	0	0	219	30	475	1007	1055	1103	1156	1590	593	1657	8998	555732

* includes 72 ACC holders who returned through Torkham and 138 who returned through Spin Boldak during the reporting period.

GENDER OF ASSISTED RETURNEES (CUMULATIVE)



The accumulation of demographic information collected during registration identifies the majority of assisted returnees are children and adolescents (62%). Approximately 20% of returnees are children under 5. Additionally, the demographics indicate that 48% of assisted returnees are women.

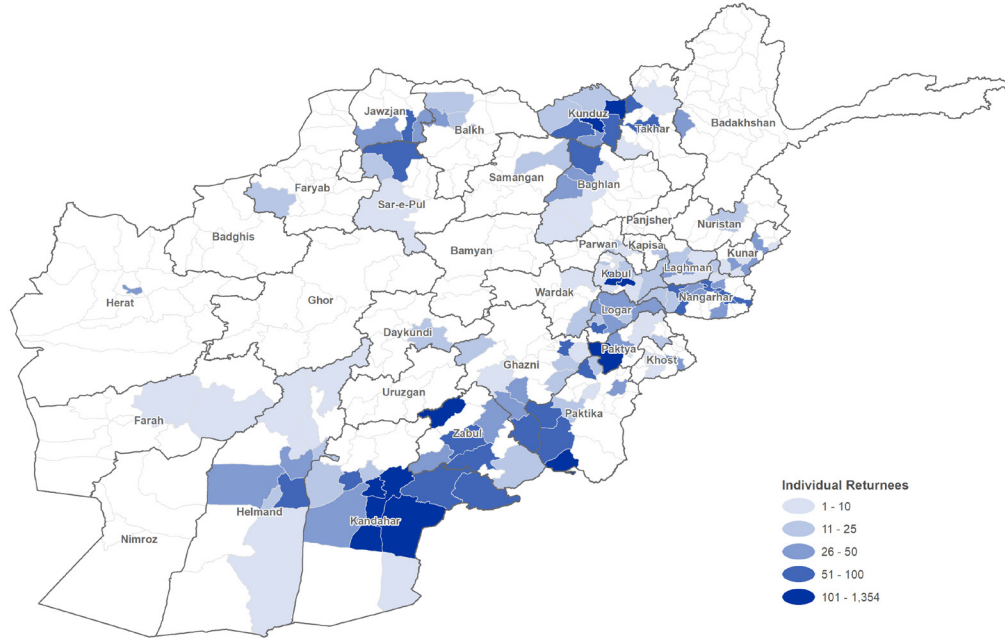
SERVICES PROVIDED & BENEFICIARIES PER LOCATION (REPORTING PERIOD)

Sector	Indicator	TOTAL	TOTAL
UASC / CP	# of unaccompanied and Seperated Children identified and supported	12	10
Nutrition	# of children 6-59 months screened for malnutrition (for wasting)	1293	260
Nutrition	# of children 6 -59 months with severe acute malnutrition (SAM) admitted for treatment	30	16
Nutrition	# of Moderate Acute Malnutrition (MAM) admitted for treatment	67	25
Nutrition	# of PLWVs screening	265	136
Nutrition	# of PLWVs MAM admitted for treatment	75	18
Food	# of individuals who receive cash for food (food basket portion of MPCA)	1463	1981
Food	# of individuals who receive Fortified Biscuits	2220	2061
Protection	# of KIs conducted for Border Protection Monitoring	0	16
Protection	# of protection monitoring visits conducted at border points	4	2
Protection	# of protection monitoring interviews with returnees conducted at the border	173	783
Protection	# of returnees assessed as having protection concerns at the border points and referred for case management support in AORs	34	51
Protection	# of returnees benefitting from awareness raising and community based protection mechanisms	59	196
Protection	# of returnees provided with emergency accommodation	70	37
Protection	# of returnees provided with emergency flights to final destination	70	257
Protection	# of returnees provided with phones and phone credit	60	38
Protection	# of returnees provided with dignity kits	10	20
Protection	# of individuals supported with PFA	123	0
Protection	# of individuals supported with MHPSS	123	0
Protection	# of families supported with provision of information regarding the organizations providing services to returnees	76	68
Protection	# of children benefited from Child Friendly Space (CFS) activities	1404	887
Health	# of women received first ANC services	132	94
Health	# of women received first PNC services	73	60
Health	# of deliveries at Zero Point/Reception Center/Transit Center	0	5
Health	# of CBA women (15-49) received RH services	219	203
Health	# of beneficiaries reached with family planning information and counselling	90	45
Health	# of women, girls, boys and men received health services	1821	509
Health	# of women, girls, boys, and men received Psychosocial services	1869	904
Health	# of IDPs, Returnees and Host communities reached through awareness raising sessions about available services	3519	1795
Health	# of individuals referred for to a static health facility (cost coverage of health services at health facility not covered)	0	6
Health	# of women received primary health services (NOT INCLUDING immunization)	398	47
Health	# of girls received primary health services (NOT INCLUDING immunization)	67	21
Health	# of boys received primary health services (NOT INCLUDING immunization)	248	18
Health	# of men received primary health services (NOT INCLUDING immunization)	83	75
Health	# of women and men received Mental Health and Psychosocial services	247	0
Health	# of girls and boys received Mental Health and Psychosocial services	9	0
Health	# of 10+yrs receiving immuzination	9	111
Health	# of under 5 children received immunization	207	86
Transport	# of individuals who receive Cash for Transport	976	1505
Infrastructure / Facilities	# of individuals who receive hotmeal/refreshments at the transit centers	1013	1541
Infrastructure / Facilities	# of individuals provided with overnight accommodations at the transit centers	0	97
EORE	# of individuals receiving EORE	470	1112
Transport	# of individuals who receive Cash for Transport	2245	2323
Infrastructure / Facilities	# of individuals who receive hotmeal/refreshments at the transit centers	2296	2691
Infrastructure / Facilities	# of individuals provided with overnight accommodations at the transit centers	18	172
EORE	# of individuals receiving EORE	2807	2208
		19081	15096

In Spin Boldak and Torkham, a total of **1,094 individuals** received assistance as part of the **voluntary repatriation program**

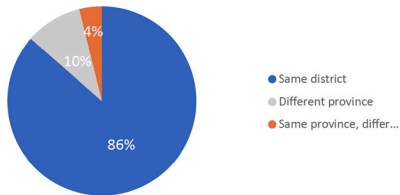
INTENDED AREAS OF RETURN

(REPORTING PERIOD)



LOCATION OF ORIGIN VS. LOCATION OF RETURN

(CUMULATIVE)



Cumulative data collected during the provision of assistance at the Spin Boldak and Torkham border crossing points indicate the vast majority of returnees (88%) aim to return to their provinces of origin, with 83% planning to resettle to their district of origin. The majority of returnees aim to resettle in Nangahar, Kandahar, Kunar, Kabul, and Kunduz.

UNDOCUMENTED RETURNS FROM IRAN - LAST 12 MONTHS

