

# BORDER CONSORTIUM EMERGENCY BORDER OPERATIONS

1 TO 31 DECEMBER 2024



Newly arrived migrants from Iran receive information about available assistance at the IOM-managed reception center at the Islam Qala border crossing.  
Photo: IOM/Avand Azeez Agha

## RETURNEE INFLOW FROM PAKISTAN

15 SEP 2023 TO 30 DEC 2024



TOTAL UNDOCUMENTED INDIVIDUALS  
AND AFGHAN CITIZEN CARD (ACC)  
HOLDERS\*

**493.3K**

Torkham  
295.3K  
Spin Boldak  
198.1K

1 TO 30 DECEMBER 2024



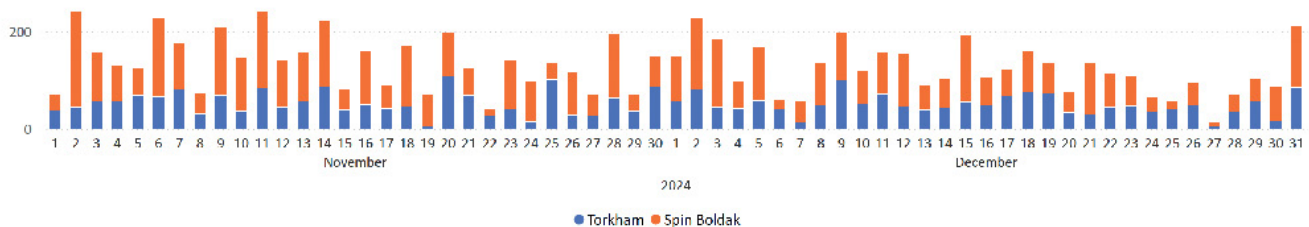
TOTAL UNDOCUMENTED INDIVIDUALS  
AND AFGHAN CITIZEN CARD (ACC)  
HOLDERS\*

**3.7K**

Torkham  
1.5K  
Spin Boldak  
2.2K

RECENT TRENDS - 1 OCTOBER TO 31 DECEMBER

FIND OUR DATA ONLINE ON [OUR INTERACTIVE DASHBOARD](#)



The Border Consortium, a coalition of 12 humanitarian organizations, provided crucial aid and coordinated the border response throughout the year. Members include the Danish Refugee Council (DRC), the International Organization for Migration (IOM), Médecins Sans Frontières (MSF), the Norwegian Refugee Council (NRC), Première Urgence, Save the Children International (SCI), Solidarités International, the United Nations Population Fund (UNFPA), the United Nations High Commissioner for Refugees (UNHCR), the United Nations Children’s Fund (UNICEF), the World Food Programme (WFP), and the World Health Organization (WHO). Between 1 January and 31 December 2024, over 134,000 individuals were assisted, including 97% of the 83,245 undocumented returns recorded. Kandahar was the most common intended province of return, followed by Nangarhar, Kabul, Kunduz, and Helmand. Most undocumented returnees had lived abroad for over a decade, with 45% having been away for more than 20 years.

As of December 2024, the reporting of returnees’ data has been delayed due to ongoing efforts by the Border Consortium to standardize data collection methodologies. Significant discrepancies were observed between undocumented data reported from Pakistan and Afghanistan, leading to a decision by the Border Consortium to rely solely on Afghanistan-based data for consistency and accuracy. Starting in December 2024, the Border Consortium will include only undocumented individuals and Afghan Citizen Card (ACC) holders, based on headcount data collected in Afghanistan, in the overall return figures. The complete list of returnee groups is now shown in the overview of assisted individuals on pages 2 and 3.

## RETURNEE ASSISTANCE

### CUMULATIVE TOTAL

RETURNEES ASSISTED 15 SEP 2023 TO 31 DEC 2024



**606.5K**

### TOTAL FOR REPORTING PERIOD

RETURNEES ASSISTED 1 TO 31 DECEMBER 2024

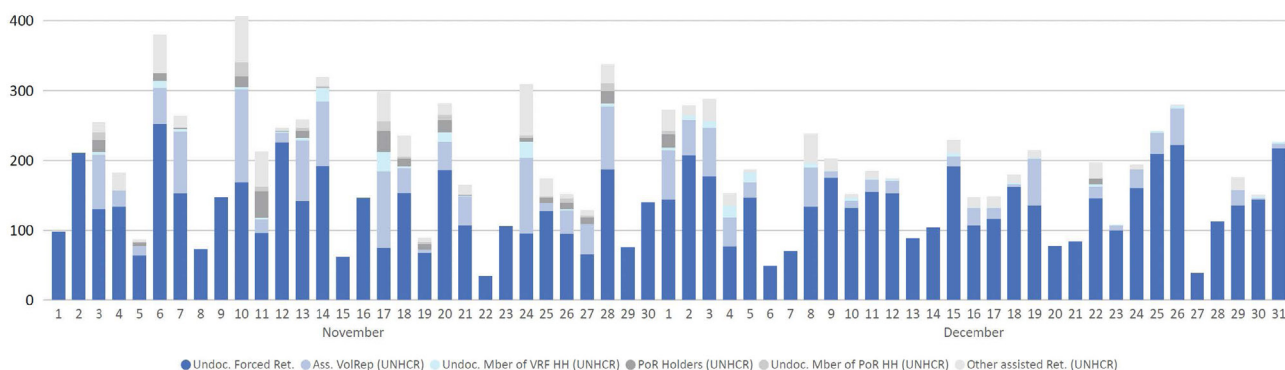


**5.2K**

### PREPAREDNESS

In light of the recent developments from Iran, the Border Consortium is revising its contingency plan to the Iran border and working with the regional border coordination forums at Milak and Islam Qala border points to assess partners' capacities and prepare for a paradigm shift to a readiness to respond mode. The consortium also updated its 2023/2024 Border appeal to reflect the latest trends and related needs, and will actively engage with partners and donors to anticipate gaps and ensure adequate resources are available in case of a renewed influx.

### DAILY TRENDS - 1 NOVEMBER TO 31 DECEMBER



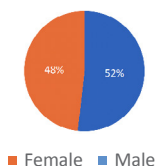
Consortium Partners have progressively scaled up and adjusted operations at both Spin Boldak and Torkham Border Points to respond to the significant increased on returns since mid-September 2023, in coordination with the DFA. Currently, the capacity of partners maintained at these locations allow for assistance provision the day of arrival. In addition to the Consortium partners' response, the De Facto Authorities (DFA) register returnees and deportees including bio-metric, issue return certificate to families which enables them to access DfA cash grant package and provides each family with cash assistance (4,000 Afghani for families of two and up to 10,000 Afghani for families of five or larger) and a sim card.

### Assistance figures in the last 6 months

		Jul 2024	Aug 2024	Sep 2024	Oct 2024	Nov 2024	Dec 2024	15 Sep 2023 - 31 Dec 2024
IOM	Undocumented Forced Returnees	8,788	6,273	5,512	4,572	3,572	4,024	482,363
	Deportations (undocumented)	202	103	243	214	220	125	6,363
UNHCR	Assisted Voluntary Repatriations	3,698	2,637	2,222	1,785	1,118	661	50,597
	Undocumented Member of VRF HH	379	229	204	161	124	93	2,429
	PoR Holders	910	566	410	357	215	27	24,667
	Undocumented Member of PoR HH	285	173	137	110	101	5	10,937
	Other Assisted Returnees	545	271	396	418	502	288	29,097
<b>Total Assisted Returnees</b>		<b>14,807</b>	<b>10,252</b>	<b>9,124</b>	<b>7,617</b>	<b>5,852</b>	<b>5,223</b>	<b>606,453</b>

\* includes 49 ACC holders who returned through Torkham and 122 who returned through Spin Boldak during the reporting period.

### GENDER OF ASSISTED RETURNEES (CUMULATIVE)



The accumulation of demographic information collected during registration identifies the majority of assisted returnees are children and adolescents (61%). Approximately 20% of returnees are children under 5. Additionally, the demographics indicate that 48% of assisted returnees are women.

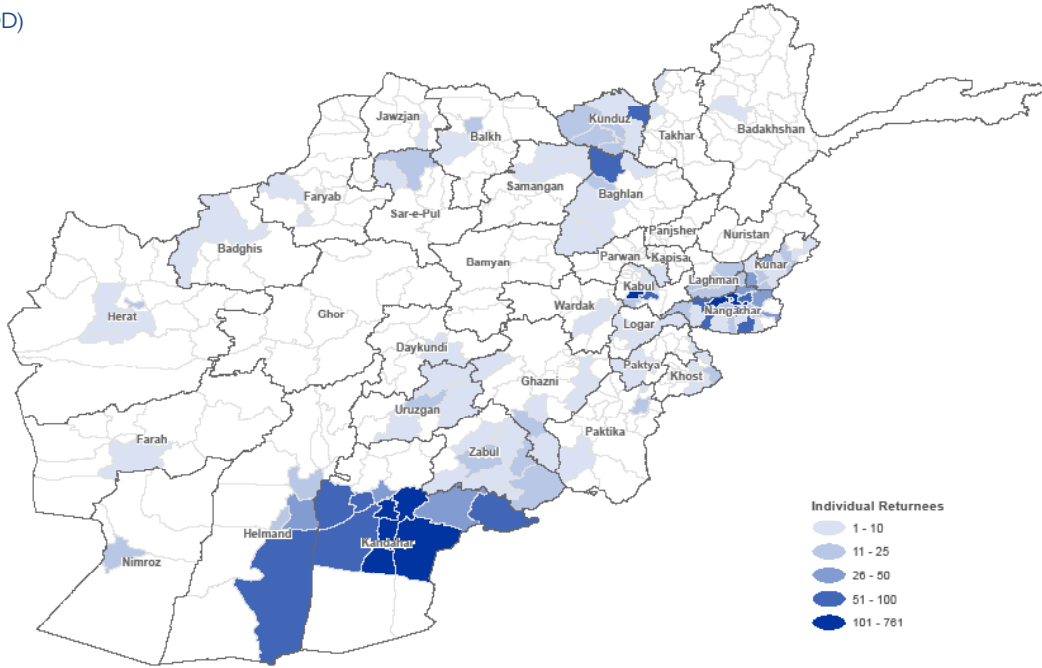
## SERVICES PROVIDED &amp; BENEFICIARIES PER LOCATION (REPORTING PERIOD)

Sector	Indicator	TORKHAM	SPIN BOL-DAK
UASC / CP	# of unaccompanied and Separated Children identified and supported	7	6
Nutrition	# of children 6-59 months screened for malnutrition (for wasting)	1752	358
Nutrition	# of children 6 -59 months with severe acute malnutrition (SAM) admitted for treatment	22	11
Nutrition	# of Moderate Acute Malnutrition (MAM) admitted for treatment	58	76
Nutrition	# of PLWs screening	669	140
Nutrition	# of PLWs MAM admitted for treatment	29	70
WASH	# of people accessing a safe water for drinking, cooking and personal hygiene	0	7343
WASH	# of people gain access to sanitation facilities	0	2862
WASH	# of people reached with hygiene promotion	0	1490
MPCA	# of individuals who receive full MPCA	17	0
MPCA	# of individuals who receive partial MPCA (food basket removed)	263	552
Food	# of individuals who receive cash for food (food basket portion of MPCA)	2079	2366
Food	# of individuals who receive Fortified Biscuits	2084	2676
Protection	# of KIs conducted for Border Protection Monitoring	0	40
Protection	# of protection monitoring visits conducted at border points	6	0
Protection	# of protection monitoring interviews with returnees conducted at the border	1957	1020
Protection	# of returnees assessed as having protection concerns at the border points and referred for case management support in AORs	50	75
Protection	# of returnees benefitting from awareness raising and community based protection mechanisms	143	273
Protection	# of returnees provided with emergency accommodation	0	149
Protection	# of returnees provided with emergency flights to final destination	362	438
Protection	# of returnees provided with phones and phone credit	68	65
Protection	# of returnees provided with dignity kits	23	26
Protection	# of families supported with provision of information regarding the organizations providing services to returnees	602	252
Protection	#of children benefited from Child Friendly Space (CFS) activities	1552	0
Protection	# of PSS kits distributed	79	0
Protection	# of individual received PFA support	593	0
Protection	# of Disable children benefited from SCI services	16	0
Protection	# of children received group counselling in the CFSs	986	1470
Health	# of women received first ANC services	449	253
Health	# of women received first PNC services	264	152
Health	# of deliveries at Zero Point/Reception Center/Transit Center	88	16
Health	# of CBA women (15-49) received RH services	894	98
Health	# of beneficiaries reached with family planning information and counselling	343	295
Health	# of women, girls, boys and men received health services	12230	3082
Health	# of IDPs, Returnees and Host communities reached through awareness raising sessions about available services	2298	3323
Health	# of individuals referred for to a static health facility (cost coverage of health services at health facility is covered)	6	71
Health	# of individuals referred for to a static health facility (cost coverage of health services at health facility not covered)	0	0
Health	# of women received primary health services (NOT INCLUDING immunization)	3755	730
Health	# of girls received primary health services (NOT INCLUDING immunization)	1486	479
Health	# of boys received primary health services (NOT INCLUDING immunization)	1576	404
Health	# of men received primary health services (NOT INCLUDING immunization)	2671	887
Health	# of women and men received Mental Health and Psychosocial services	717	72
Health	# of girls and boys received Mental Health and Psychosocial services	1210	6
Health	# of 10+yrs receiving immunization	221	931
Health	# of under 5 children received immunization	1732	1249
Infrastructure / Facilities	# of individuals who receive hotmeal/refreshments at the transit centers	1449	1,817
Infrastructure / Facilities	# of individuals provided with overnight accommodations at the transit centers	9	171
EORE	# of individuals receiving EORE	997	2361

In Spin Boldak and Torkham, a total of **661 individuals** received assistance as part of the **voluntary repatriation program**.

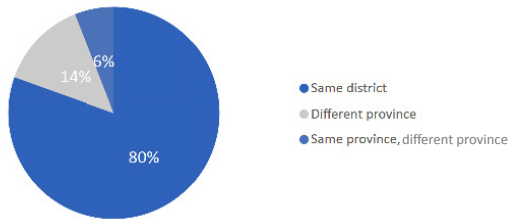
## INTENDED AREAS OF RETURN

(REPORTING PERIOD)



## LOCATION OF ORIGIN VS. LOCATION OF RETURN

(CUMULATIVE)



Cumulative data collected during the provision of assistance at the Spin Boldak and Torkham border crossing points indicate the vast majority of returnees (87%) aim to return to their provinces of origin, with 81% planning to resettle to their district of origin. The majority of returnees aim to resettle in Nangahar, Kandahar, Kunar, Kabul, and Kunduz.

## UNDOCUMENTED RETURNS FROM IRAN - LAST 12 MONTHS

