

BORDER CONSORTIUM

EMERGENCY BORDER OPERATIONS

1 TO 28 FEBRUARY 2025



An Afghan child sells water to returning migrants at Spin Boldak border crossing in Kandahar. Photo/Mohammad Osman Azizi

RETURNEE INFLOW FROM PAKISTAN

1 JANUARY TO 28 FEBRUARY 2025



TOTAL RETURNEES

7.7K

Torkham

4.3K

Spin Boldak
3.4K

1 TO 28 FEBRUARY 2025



TOTAL RETURNEES

3.5K

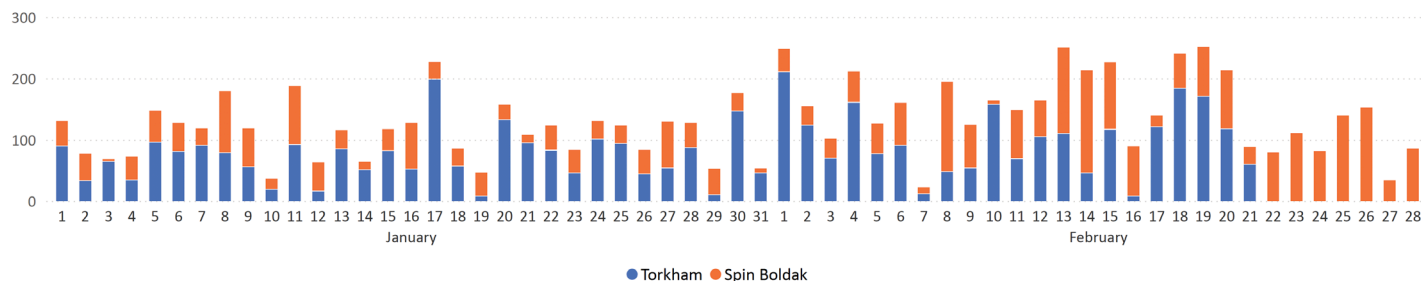
Torkham

2.1K

Spin Boldak
2.1K

RECENT TRENDS - 1 JANUARY TO 28 FEBRUARY 2025

FIND OUR DATA ONLINE ON [OUR INTERACTIVE DASHBOARD](#)



The Border Consortium has been working to standardize data collection methodologies to deliver operational insights that drive effective response. It has observed significant discrepancies between figures reported from Pakistan and Afghanistan, due to different categorization and data collection approaches. Real-time, verified data on returnee flows—excluding daily travelers—is essential for effective contingency planning and informed response strategies. To ensure consistency and accuracy, the Consortium prioritizes the use of direct data collection at return border points for evidence-based planning and assistance. This approach provides humanitarian agencies with operational data to track trends leading up to IFRP 2 and assess verified returns since IFRP 1 (from 15 September 2023)

During the reporting period, over 3,500 individuals were assisted, marking an increase of 15% compared to January. This occurred despite Torkham border crossing in Nangarhar province having been closed since 21 February due to security reasons. Returns by undocumented individuals and ACC holders in February were split almost equally between Spin Boldak (51%) and Torkham (49%). The most common intended destinations reported by assisted undocumented households remain Kandahar, Nangarhar, Kabul, Kunduz and Kunar. The number of deportations of undocumented individuals through both border crossings continued to increase significantly for the second month in a row, to 762 individuals in February. This marks an increase of 55% compared to January, of over 200% compared to the monthly average throughout 2024 and the highest number since November 2023.

RETURNEE ASSISTANCE

CUMULATIVE TOTAL

RETURNEES ASSISTED 15 SEP 2023 TO 28 FEB 2024



613.0K

TOTAL FOR REPORTING PERIOD

RETURNEES ASSISTED 1 TO 28 FEBRUARY 2025

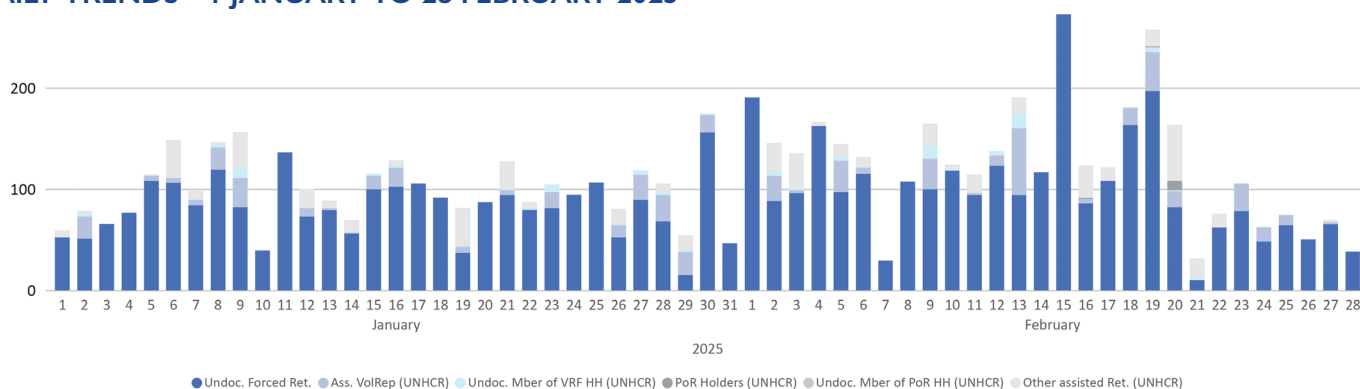


3.5K

PREPAREDNESS

In light of the recent developments from Iran, the Border Consortium is revising its contingency plan to the Iran border and working with the regional border coordination forums at Milak and Islam Qala border points to assess partners' capacities and prepare for a paradigm shift to a readiness to respond mode. The consortium also updated its 2023/2024 Border appeal to reflect the latest trends and related needs, and will actively engage with partners and donors to anticipate gaps and ensure adequate resources are available in case of a renewed influx.

DAILY TRENDS - 1 JANUARY TO 28 FEBRUARY 2025



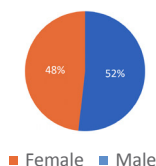
Consortium Partners have progressively scaled up and adjusted operations at both Spin Boldak and Torkham Border Points to respond to the significant increased on returns since mid-September 2023, in coordination with the DFA. Currently, the capacity of partners maintained at these locations allow for assistance provision the day of arrival. In addition to the Consortium partners' response, the De Facto Authorities (DFA) register returnees and deportees including bio-metric, issue return certificate to families which enables them to access DfA cash grant package and provides each family with cash assistance (4,000 Afghani for families of two and up to 10,000 Afghani for families of five or larger) and a sim card.

Assistance figures in the last 6 months

		Sep 2024	Oct 2024	Nov 2024	Dec 2024	Jan 2025	Feb 2025	15 Sep 2023 - 28 Feb 2025
IOM	Undocumented Forced Returnees	5,512	4,572	3,572	4,024	2,035	2,098	494,094
	Deportations (undocumented)	243	214	217	124	493	762	7,598
UNHCR	Assisted Voluntary Repatriations	2,222	1,785	1,118	661	262	301	51,160
	Undocumented Member of VRF HH	204	161	124	93	44	52	2,525
	PoR Holders	410	357	215	27	-	11	24,678
	Undocumented Member of PoR HH	137	110	101	5	-	-	10,937
	Other Assisted Returns	396	418	502	288	240	297	29,634
Total Assisted Returnees		9,124	7,617	5,849	5,222	3,074	3,521	620,626

* includes 30 ACC holders who returned through Torkham and 69 who returned through Spin Boldak during the reporting period.

GENDER OF ASSISTED RETURNEES (CUMULATIVE)



The accumulation of demographic information collected during registration identifies the majority of assisted returnees are children and adolescents (61%). Approximately 20% of returnees are children under 5. Additionally, the demographics indicate that 48% of assisted returnees are women.

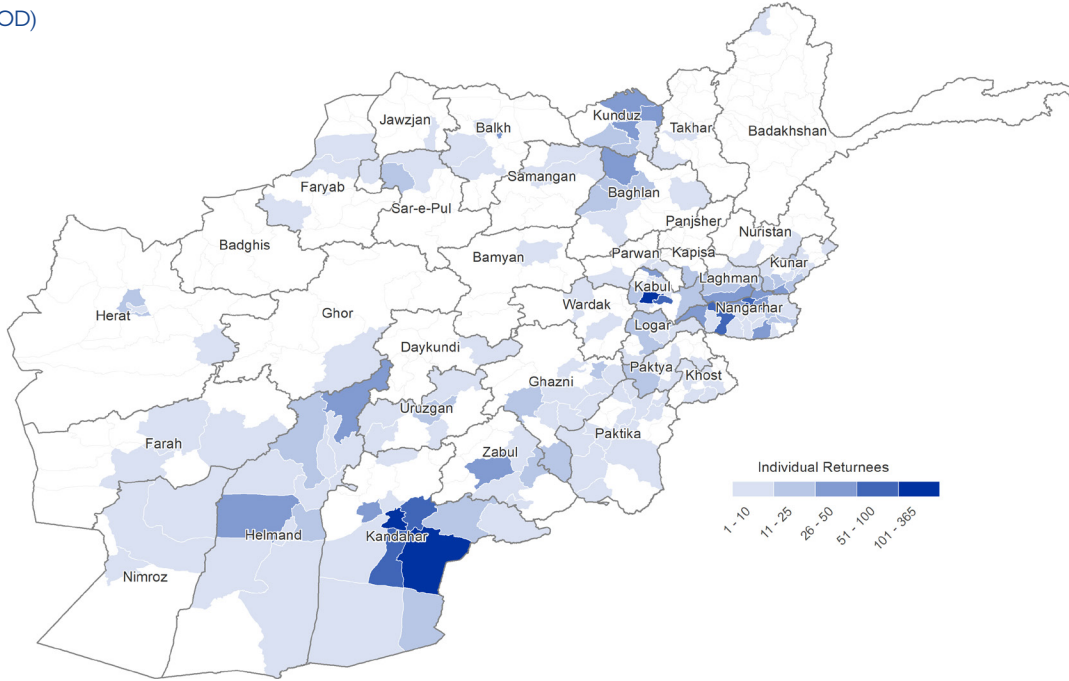
SERVICES PROVIDED & BENEFICIARIES PER LOCATION (REPORTING PERIOD)

Sector	Indicator	TORKHAM	SPIN BOLDAK
UASC / CP	# of unaccompanied and Seperated Children identified and supported	43	12
Nutrition	# of children 6-59 months screened for malnutrition (for wasting)	1494	195
Nutrition	# of children 6 -59 months with severe acute malnutrition (SAM) admitted for treatment	5	13
Nutrition	# of Moderate Acute Malnutrition (MAM) admitted for treatment	18	0
Nutrition	# of PLWs screening	150	56
Nutrition	# of PLWs MAM admitted for treatment	11	3
WASH	# of people accessing a safe water for drinking, cooking and personal hygiene	0	7416
WASH	# of people gain access to sanitation facilities	0	2972
WASH	# of people reached with hygiene promotion	0	1475
Food	# of individuals who receive cash for food (food basket portion of MPCA)	1869	1701
Food	# of individuals who receive Fortified Biscuits	1681	1710
Protection	# of Klls conducted for Border Protection Monitoring	0	32
Protection	# of protection monitoring visits conducted at border points	9	0
Protection	# of protection monitoring interviews with returnees conducted at the border	1497	1594
Protection	# of returnees assessed as having protection concerns at the border points and referred for case management support in AORs	66	60
Protection	# of returnees benefitting from awareness raising and community based protection mechanisms	21	189
Protection	# of returnees provided with emergency accommodation	0	90
Protection	# of returnees provided with emergency flights to final destination	167	248
Protection	# of returnees provided with phones and phone credit	97	83
Protection	# of returnees provided with dignity kits	0	26
Protection	# of families supported with provision of information regarding the organizations providing services to returnees	573	280
Protection	#of children benefited from child help desk	1053	0
Protection	# of Disable Children benefited from Services	23	0
Protection	# of children received group counselling in the CFSs	650	1179
Health	# of women received first ANC services	269	341
Health	# of women received first PNC services	161	221
Health	# of deliveries at Zero Point/Reception Center/Transit Center	114	24
Health	# of CBA women (15-49) received RH services	441	88
Health	# of beneficiaries reached with family planning information and counselling	199	482
Health	# of women, girls, boys and men received health services	8636	4104
Health	# of IDPs, Returnees and Host communities reached through awareness raising sessions about available services	3736	8065
Health	# of individuals referred for to a static health facility (cost coverage of health services at health facility is covered)	42	63
Health	# of women received primary health services (NOT INCLUDING immunization)	2306	823
Health	# of girls received primary health services (NOT INCLUDING immunization)	1041	601
Health	# of boys received primary health services (NOT INCLUDING immunization)	1300	567
Health	# of men received primary health services (NOT INCLUDING immunization)	2527	1,118
Health	# of women and men received Mental Health and Psychosocial services	344	70
Health	# of girls and boys received Mental Health and Psychosocial services	202	13
Health	# of 10+yrs receiving immuzination	108	717
Health	# of under 5 children received immunization	1585	1609
Transport	# of individuals who receive Cash for Transport	1405	1321
Infrastructure / Facilities	# of individuals who receive hotmeal/refreshments at the transit centers	187	1383
Infrastructure / Facilities	# of individuals provided with overnight accommodations at the transit centers	17	225
EORE	# of individuals receiving EORE	0	1005

In Spin Boldak and Torkham, a total of **301 individuals** received assistance as part of the voluntary repatriation program.

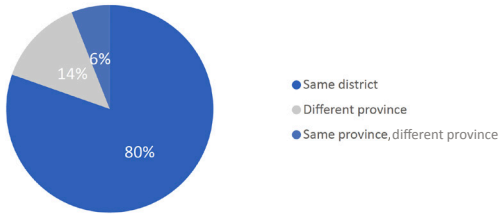
INTENDED AREAS OF RETURN

(REPORTING PERIOD)



LOCATION OF ORIGIN VS. LOCATION OF RETURN

(CUMULATIVE)



Cumulative data collected from undocumented returnees at the Spin Boldak and Torkham border crossing points indicate that the vast majority of returnees (86%) aim to return to their provinces of origin, with 80% planning to resettle in their district of origin. The majority of returnees plan to resettle in Nangarhar, Kandahar, Kunar, Kabul, and Kunduz.

UNDOCUMENTED RETURNS FROM IRAN - LAST 12 MONTHS

