

BORDER CONSORTIUM EMERGENCY BORDER OPERATIONS

1 TO 31 JANUARY 2025



Afghan returning migrants receive assistance at the IOM transit center in Herat. Photo: IOM/Marjan Wafa

RETURNEE INFLOW FROM PAKISTAN

15 SEP 2023 TO 31 JAN 2025



TOTAL UNDOCUMENTED INDIVIDUALS
AND AFGHAN CITIZEN CARD (ACC)
HOLDERS

496.1K

Torkham
296.9K

Spin Boldak
199.2K

1 TO 31 JANUARY 2025



TOTAL UNDOCUMENTED INDIVIDUALS
AND AFGHAN CITIZEN CARD (ACC)
HOLDERS

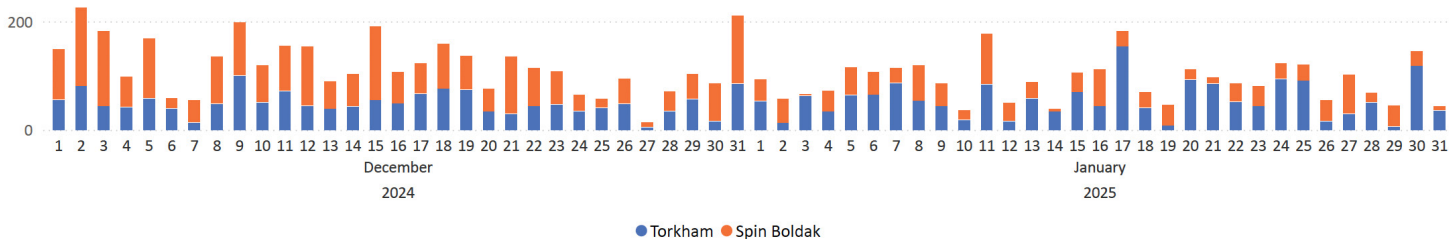
2.8K

Torkham
1.7K

Spin Boldak
1.1K

RECENT TRENDS - 1 DECEMBER 2024 TO 31 JANUARY 2025

FIND OUR DATA ONLINE ON [OUR INTERACTIVE DASHBOARD](#)



The Border Consortium, a coalition of 12 humanitarian organizations, provided crucial aid and coordinated the border response throughout the year. Members include the Danish Refugee Council (DRC), the International Organization for Migration (IOM), Médecins Sans Frontières (MSF), the Norwegian Refugee Council (NRC), Première Urgence, Save the Children International (SCI), Solidarités International, the United Nations Population Fund (UNFPA), the United Nations High Commissioner for Refugees (UNHCR), the United Nations Children's Fund (UNICEF), the World Food Programme (WFP), and the World Health Organization (WHO). Between 1 January and 31 December 2024, over 134,000 individuals were assisted, including 97% of the 83,245 undocumented returns recorded. Kandahar was the most common intended province of return, followed by Nangarhar, Kabul, Kunduz, and Helmand. Most undocumented returnees had lived abroad for over a decade, with 45% having been away for more than 20 years.

As of December 2024, the reporting of returnees' data has been delayed due to ongoing efforts by the Border Consortium to standardize data collection methodologies. Significant discrepancies were observed between undocumented data reported from Pakistan and Afghanistan, leading to a decision by the Border Consortium to rely solely on Afghanistan-based data for consistency and accuracy. Starting in December 2024, the Border Consortium began including only undocumented individuals and Afghan Citizen Card (ACC) holders, based on headcount data collected in Afghanistan, in the overall return figures. The complete list of returnee groups is now shown in the overview of assisted individuals on pages 2 and 3.

RETURNEE ASSISTANCE

CUMULATIVE TOTAL

RETURNEES ASSISTED 15 SEP 2023 TO 31 JAN 2025



609.5K

TOTAL FOR REPORTING PERIOD

RETURNEES ASSISTED 1 TO 31 JANUARY 2025

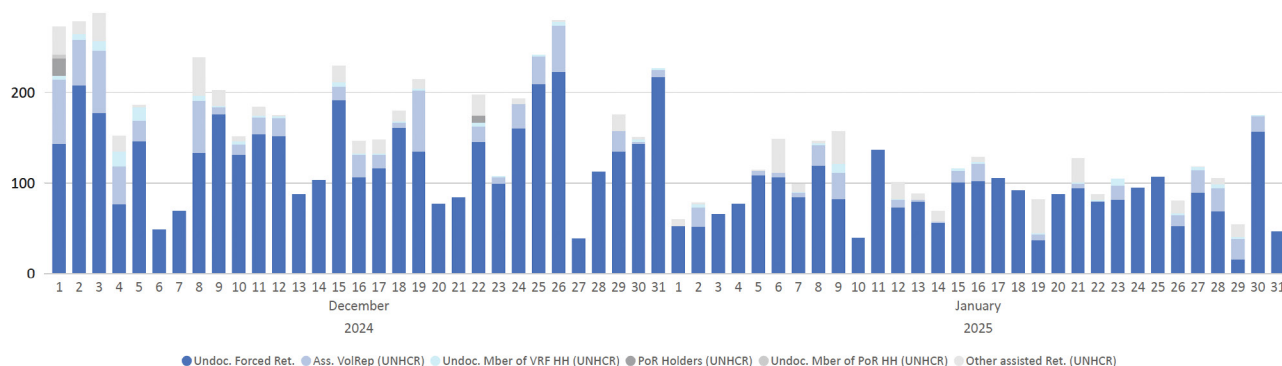


3.1K

PREPAREDNESS

In light of the recent developments from Iran, the Border Consortium is revising its contingency plan to the Iran border and working with the regional border coordination forums at Milak and Islam Qala border points to assess partners' capacities and prepare for a paradigm shift to a readiness to respond mode. The consortium also updated its 2023/2024 Border appeal to reflect the latest trends and related needs, and will actively engage with partners and donors to anticipate gaps and ensure adequate resources are available in case of a renewed influx.

DAILY TRENDS - 1 DECEMBER TO 31 JANUARY 2025



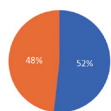
Consortium Partners have progressively scaled up and adjusted operations at both Spin Boldak and Torkham Border Points to respond to the significant increased on returns since mid-September 2023, in coordination with the DFA. Currently, the capacity of partners maintained at these locations allow for assistance provision the day of arrival. In addition to the Consortium partners' response, the De Facto Authorities (DFA) register returnees and deportees including bio-metric, issue return certificate to families which enables them to access DfA cash grant package and provides each family with cash assistance (4,000 Afghani for families of two and up to 10,000 Afghani Afghani for families of five or larger) and a sim card.

Assistance figures in the last 6 months

		Aug 2024	Sep 2024	Oct 2024	Nov 2024	Dec 2024	Jan 2025	15 Sep 2023 - 31 Jan 2025
IOM	Undocumented Forced Returnees	6,273	5,512	4,572	3,572	4,024	2,035	484,398
	Deportations (undocumented)	103	243	214	220	125	493	6,856
UNHCR	Assisted Voluntary Repatriations	2,637	2,222	1,785	1,118	661	262	50,859
	Undocumented Member of VRF HH	229	204	161	124	93	44	2,473
	PoR Holders	566	410	357	215	27	-	24,667
	Undocumented Member of PoR HH	173	137	110	101	5	-	10,937
	Other Assisted Returns	271	396	418	502	288	240	29,337
Total Assisted Returnees		10,252	9,124	7,617	5,852	5,223	3,074	609,527

* includes 49 ACC holders who returned through Torkham and 30 who returned through Spin Boldak during the reporting period.

GENDER OF ASSISTED RETURNEES (CUMULATIVE)



Female Male

The accumulation of demographic information collected during registration identifies the majority of assisted returnees are children and adolescents (61%). Approximately 20% of returnees are children under 5. Additionally, the demographics indicate that 48% of assisted returnees are women.

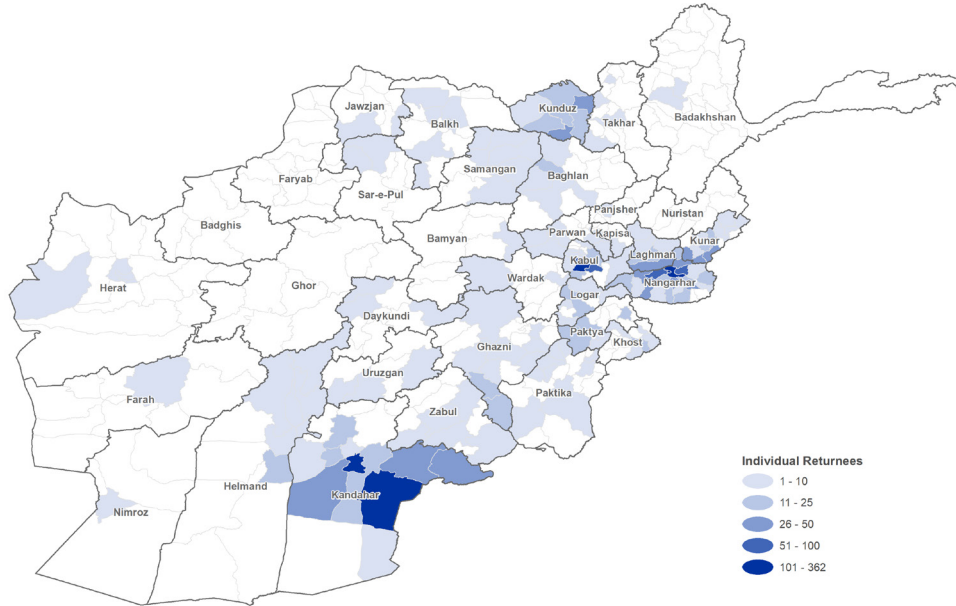
SERVICES PROVIDED & BENEFICIARIES PER LOCATION (REPORTING PERIOD)

Sector	Indicator	TORKHAM	SPIN BOL-DAK
UASC / CP	# of unaccompanied and Separated Children identified and supported	45	10
Nutrition	# of children 6-59 months screened for malnutrition (for wasting)	869	235
Nutrition	# of children 6 -59 months with severe acute malnutrition (SAM) admitted for treatment	11	15
Nutrition	# of Moderate Acute Malnutrition (MAM) admitted for treatment	17	37
Nutrition	# of PLWs screening	210	76
Nutrition	# of PLWs MAM admitted for treatment	11	21
WASH	# of people accessing a safe water for drinking, cooking and personal hygiene	0	7461
WASH	# of people gain access to sanitation facilities	0	1971
WASH	# of people reached with hygiene promotion	0	1283
Food	# of individuals who receive cash for food (food basket portion of MPCA)	1547	1421
Food	# of individuals who receive Fortified Biscuits	1551	1353
Protection	# of Klls conducted for Border Protection Monitoring	0	32
Protection	# of protection monitoring visits conducted at border points	14	0
Protection	# of protection monitoring interviews with returnees conducted at the border	2038	815
Protection	# of returnees assessed as having protection concerns at the border points and referred for case management support in AORs	75	63
Protection	# of returnees benefitting from awareness raising and community based protection mechanisms	49	140
Protection	# of returnees provided with emergency accommodation	1	32
Protection	# of returnees provided with emergency flights to final destination	257	164
Protection	# of returnees provided with phones and phone credit	125	66
Protection	# of returnees provided with core relief items	17	0
Protection	# of returnees provided with dignity kits	23	19
Protection	# of families supported with provision of information regarding the organizations providing services to returnees	539	161
Protection	#of children benefited from child help desk	723	0
Protection	# of Disable children benefited from SCI services	15	0
Protection	# of children received group counselling in the CFSs	781	865
Health	# of women received first ANC services	600	209
Health	# of women received first PNC services	294	124
Health	# of deliveries at Zero Point/Reception Center/Transit Center	100	27
Health	# of CBA women (15-49) received RH services	1034	48
Health	# of beneficiaries reached with family planning information and counselling	574	272
Health	# of women, girls, boys and men received health services	8774	2614
Health	# of IDPs, Returnees and Host communities reached through awareness raising sessions about available services	4825	2,394
Health	# of individuals referred for to a static health facility (cost coverage of health services at health facility is covered)	10	100
Health	# of women received primary health services (NOT INCLUDING immunization)	1736	691
Health	# of girls received primary health services (NOT INCLUDING immunization)	847	392
Health	# of boys received primary health services (NOT INCLUDING immunization)	846	374
Health	# of men received primary health services (NOT INCLUDING immunization)	2942	751
Health	# of women and men received Mental Health and Psychosocial services	254	69
Health	# of girls and boys received Mental Health and Psychosocial services	892	10
Health	# of 10+yrs receiving immuzination	485	440
Health	# of under 5 children received immunization	1796	1090
Infrastructure / Facilities	# of individuals who receive hotmeal/refreshments at the transit centers	457	1060
Infrastructure / Facilities	# of individuals provided with overnight accommodations at the transit centers	208	101
EORE	# of individuals receiving EORE	1001	1234

In Spin Boldak and Torkham, a total of **262 individuals** received assistance as part of the voluntary repatriation program.

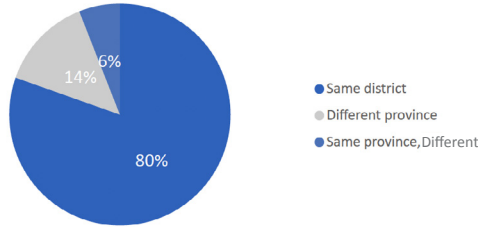
INTENDED AREAS OF RETURN

(REPORTING PERIOD)



LOCATION OF ORIGIN VS. LOCATION OF RETURN

(CUMULATIVE)



Cumulative data collected during the provision of assistance at the Spin Boldak and Torkham border crossing points indicate the vast majority of returnees (87%) aim to return to their provinces of origin, with 81% planning to resettle to their district of origin. The majority of returnees aim to resettle in Nangarhar, Kandahar, Kunar, Kabul, and Kunduz.

UNDOCUMENTED RETURNS FROM IRAN - LAST 12 MONTHS

