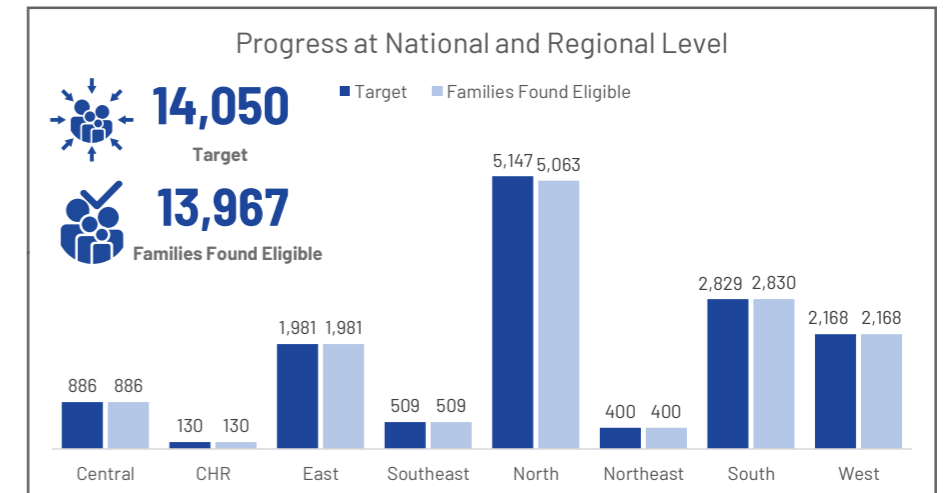
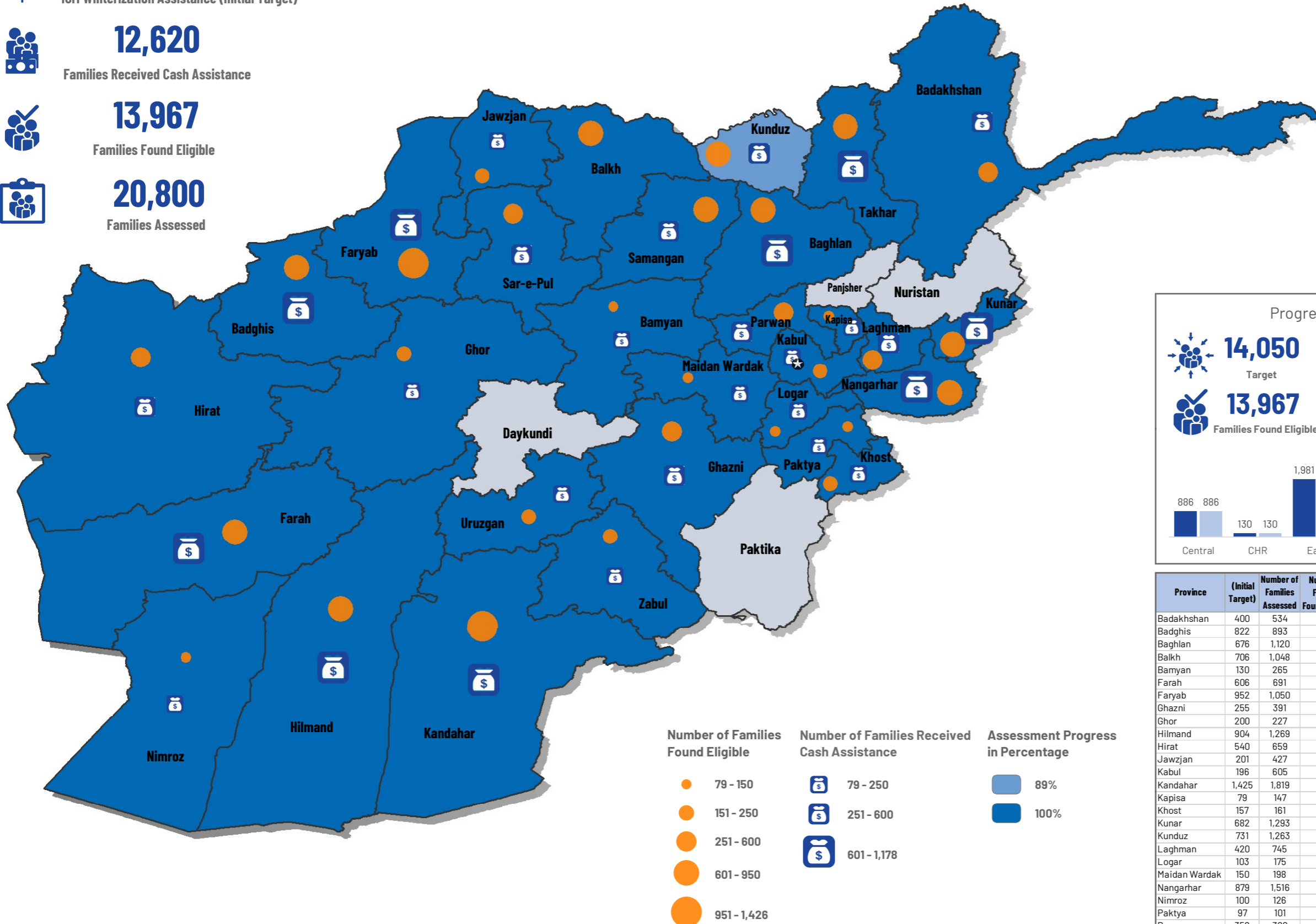
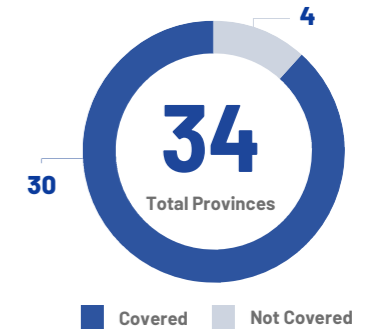


- 14,050**  
IOM Winterization Assistance (Initial Target)
- 12,620**  
Families Received Cash Assistance
- 13,967**  
Families Found Eligible
- 20,800**  
Families Assessed



Province	(Initial Target)	Number of Families Assessed	Number of Families Found Eligible	Assessment Progress in Percentage	Number of Families Received Cash Assistance	Distribution Progress in Percentage	Number of Families Received WCM	Number of Families Received BM
Badakhshan	400	534	400	100%	400	100%	400	400
Badghis	822	893	822	100%	815	99%	815	815
Baghlan	676	1,120	676	100%	670	99%	670	670
Balkh	706	1,048	706	100%	0	0%	0	0
Bamyan	130	265	130	100%	130	100%	130	130
Farah	606	691	606	100%	606	100%	606	0
Faryab	952	1,050	952	100%	699	73%	699	696
Ghazni	255	391	255	100%	255	100%	255	255
Ghor	200	227	200	100%	199	100%	199	199
Hilmand	904	1,269	904	100%	861	95%	0	0
Hirat	540	659	540	100%	540	100%	540	540
Jawzjan	201	427	201	100%	201	100%	201	0
Kabul	196	605	196	100%	196	100%	196	196
Kandahar	1,425	1,819	1,426	100%	1,178	83%	1,178	0
Kapisa	79	147	79	100%	79	100%	79	79
Khost	157	161	157	100%	157	100%	157	157
Kunar	682	1,293	682	100%	682	100%	682	0
Kunduz	731	1,263	647	89%	575	89%	575	0
Laghman	420	745	420	100%	420	100%	420	0
Logar	103	175	103	100%	103	100%	103	103
Maidan Wardak	150	198	150	100%	150	100%	150	150
Nangarhar	879	1,516	879	100%	879	100%	879	0
Nimroz	100	126	100	100%	100	100%	100	0
Paktya	97	101	97	100%	97	100%	97	97
Parwan	358	382	358	100%	358	100%	358	358
Samangan	614	1,138	614	100%	598	97%	598	187
Sar-e-Pul	500	793	500	100%	500	100%	500	500
Takhar	767	1,193	767	100%	772	100%	772	0
Uruzgan	200	288	200	100%	200	100%	200	0
Zabul	200	283	200	100%	200	100%	200	200
<b>Total</b>	<b>14,050</b>	<b>20,800</b>	<b>13,967</b>	<b>99%</b>	<b>12,620</b>	<b>90%</b>	<b>11,759</b>	<b>5,732</b>