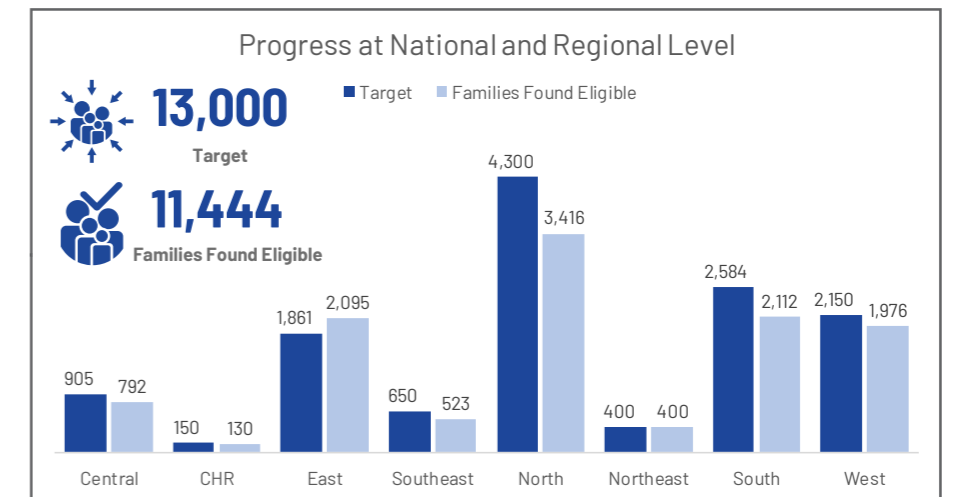
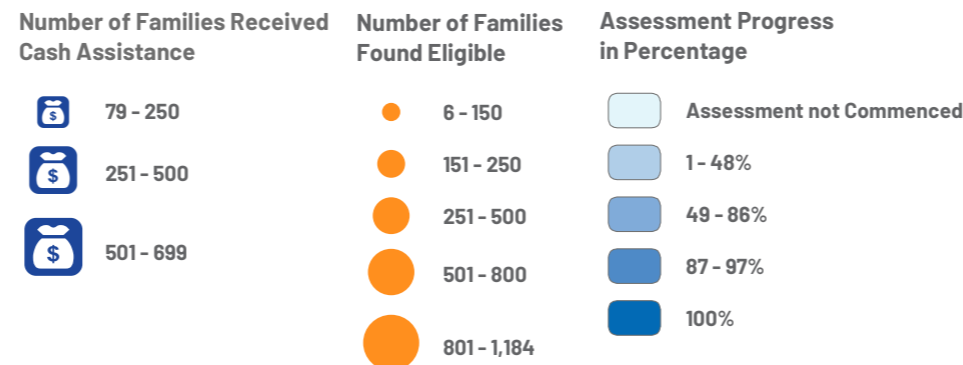
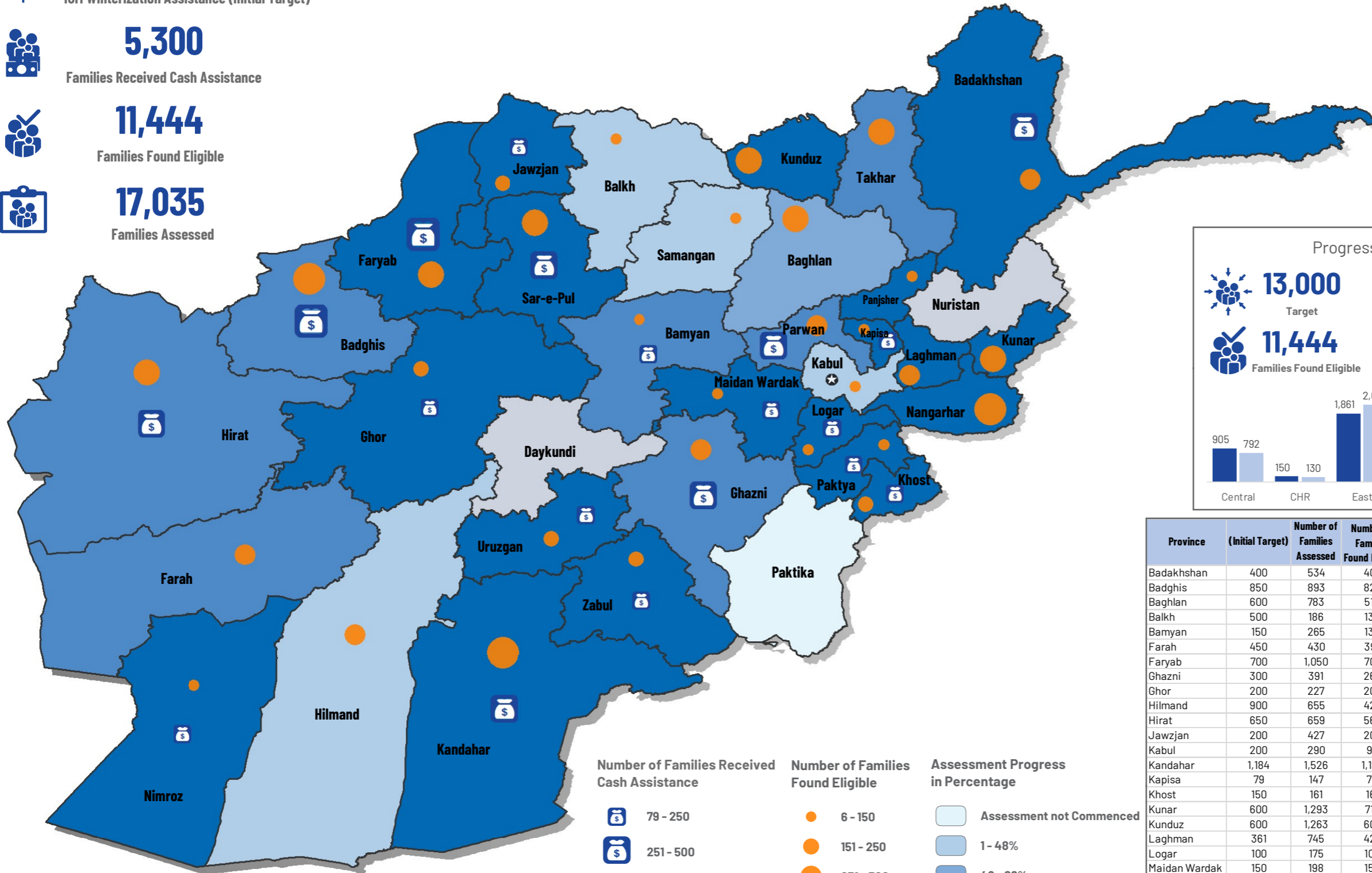
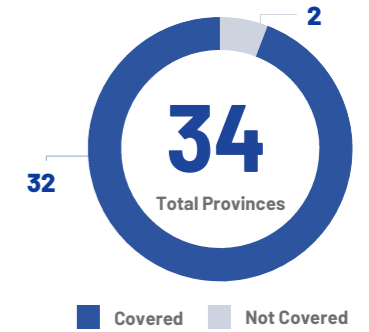


**13,000**  
IOM Winterization Assistance (Initial Target)

**5,300**  
Families Received Cash Assistance

**11,444**  
Families Found Eligible

**17,035**  
Families Assessed



Province	(Initial Target)	Number of Families Assessed	Number of Families Found Eligible	Assessment Progress in Percentage	Number of Families Received Cash Assistance	Distribution Progress in Percentage	Number of Families Received WCM	Number of Families Received BM
Badakhshan	400	534	400	100%	400	100%	400	400
Badghis	850	893	822	97%	649	79%	649	649
Baghlan	600	783	513	86%	0	0%	0	0
Balkh	500	186	130	26%	0	0%	0	0
Bamyan	150	265	130	87%	130	100%	130	0
Farah	450	430	391	87%	0	0%	0	0
Faryab	700	1,050	707	100%	699	99%	699	696
Ghazni	300	391	262	87%	255	97%	248	248
Ghor	200	227	200	100%	199	100%	199	199
Hilmand	900	655	428	48%	0	0%	0	0
Hirat	650	659	563	87%	383	68%	383	383
Jawzjan	200	427	203	100%	201	99%	201	0
Kabul	200	290	94	47%	0	0%	0	0
Kandahar	1,184	1,526	1,184	100%	440	37%	440	0
Kapisa	79	147	79	100%	79	100%	79	79
Khost	150	161	161	100%	157	98%	157	157
Kunar	600	1,293	718	100%	0	0%	0	0
Kunduz	600	1,263	609	100%	0	0%	0	0
Laghman	361	745	422	100%	0	0%	0	0
Logar	100	175	103	100%	103	100%	103	103
Maidan Wardak	150	198	150	100%	150	100%	150	150
Nangarhar	900	1,516	955	100%	0	0%	0	0
Nimroz	100	126	100	100%	100	100%	100	0
Paktika	100	0	0	0%	0	0%	0	0
Paktya	100	101	100	100%	97	97%	97	97
Panjsher	6	11	6	100%	0	0%	0	0
Parwan	370	382	360	97%	358	99%	358	358
Samangan	500	295	133	27%	0	0%	0	0
Sar-e-Pul	500	793	507	100%	500	99%	500	500
Takhar	700	942	614	88%	0	0%	0	0
Uruzgan	200	288	200	100%	200	100%	200	0
Zabul	200	283	200	100%	200	100%	200	200
<b>Total</b>	<b>13,000</b>	<b>17,035</b>	<b>11,444</b>	<b>88%</b>	<b>5,300</b>	<b>46%</b>	<b>5,293</b>	<b>4,219</b>